

INTERNATIONAL TRADE CENTRE

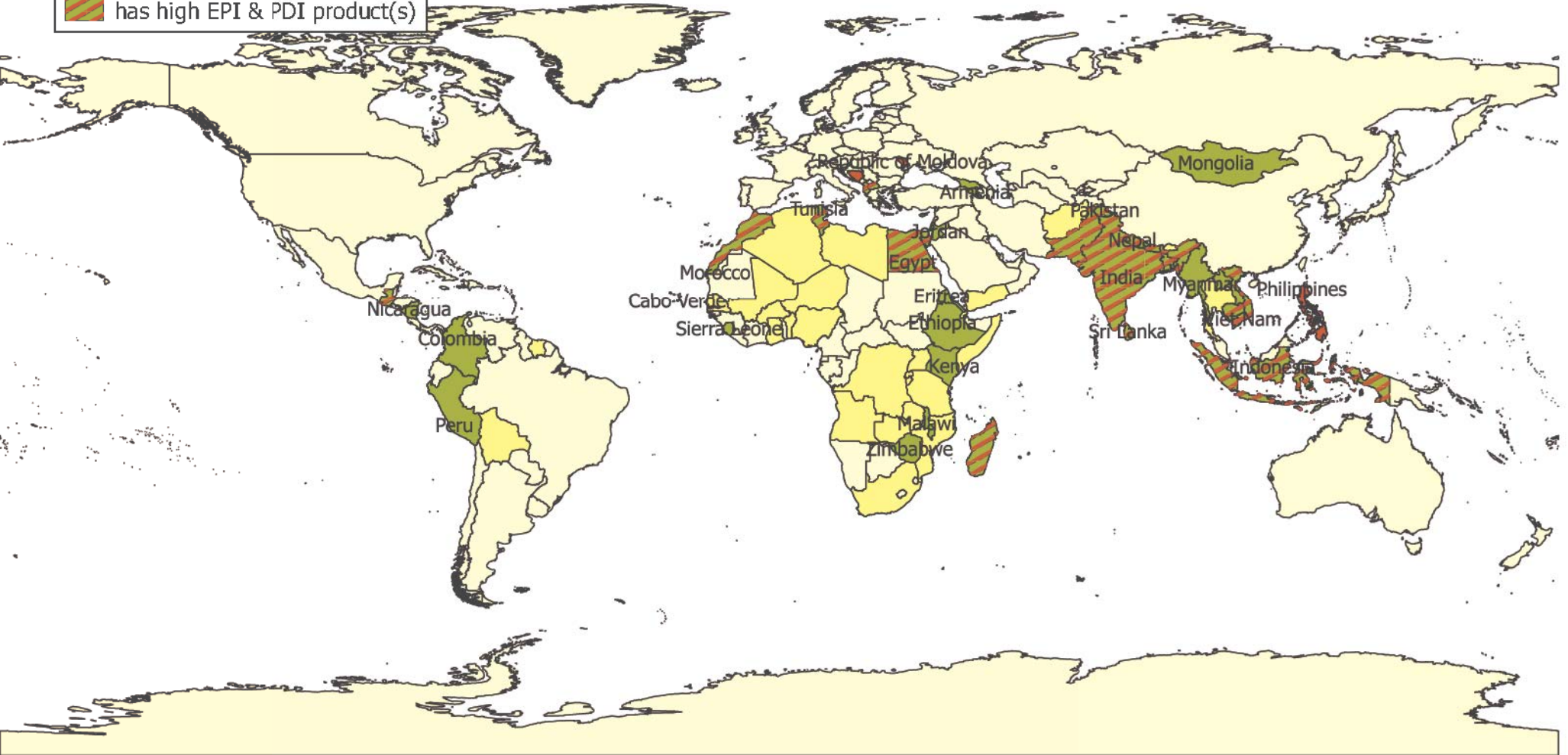
Complementary material II: Sector fact sheets

Spotting Products with Export Potential

Apparel

Legend

-  CBI countries
-  has high EPI product(s)
-  has high PDI product(s)
-  has high EPI & PDI product(s)



Product / product group description	Country	Export potential value (in US\$ thousand)	% of unused potential	Export potential rank	Product diversification rank	Would this product help the country improving its...?			
						level of technology	stability of export revenues	SME presence	female labour participation
620342: Mens/boys trousers and shorts, of cotton, not knitted	Albania	33,456	29%	3		●	●	●	●
620520: Mens/boys shirts, of cotton, not knitted	Albania	19,210	36%	4		●	●	●	●
6115: Panty hose, tights, stockings & other hosiery, knitted or crocheted	Albania	15,435	30%	6		●	●	●	●
610910: T-shirts, singlets and other vests, of cotton, knitted	Albania	13,376	41%	7		●	●	●	●
6110XX: Jerseys, pullovers, cardigans, etc, knitted or crocheted, of wool or fine	Albania	12,339	37%	8		●	●	●	●
610711: Mens/boys underpants and briefs, of cotton, knitted	Albania	9,827	34%	9		●	●	●	●
611241: Womens/girls swimwear, of synthetic fibres, knitted	Albania	3,762	39%	20	2	●	●	●	●
611020: Pullovers, cardigans and similar articles of cotton, knitted	Albania	1,737	41%	29	3	●	●	●	●
621210: Brassieres and parts thereof, of textile materials	Albania	1,638	16%	30	7	●	●	●	●
620343: Mens/boys trousers and shorts, of synthetic fibres, not knitted	Albania	1,177	24%	35	9	●	●	●	●
611030: Pullovers, cardigans and similar articles of man-made fibres, knitted	Albania	1,085	26%	42	1	●	●	●	●
620463: Womens/girls trousers and shorts, of synthetic fibres, not knitted	Albania	407	25%	68	5	●	●	●	●
620193: Mens/boys anoraks and similar articles,of man-made fibres,not knitted	Albania	91	13%	142	4	●	●	●	●
621133: Mens/boys garments nes, of man-made fibres, not knitted	Albania	44	30%	182	10	●	●	●	●
610463: Womens/girls trousers and shorts, of synthetic fibres, knitted	Albania	8	4%	263	6	●	●	●	●
620113: Mens/boys overcoats & similar articles of man-made fibres,not knitted	Armenia	3,689	88%	3	153	●	●	●	●
620213: Womens/girls overcoats&sim articles of man-made fibres,not knitted	Armenia	2,982	88%	4	91	●	●	●	●
620343: Mens/boys trousers and shorts, of synthetic fibres, not knitted	Armenia	2,175	25%	8	84	●	●	●	●
620342: Mens/boys trousers and shorts, of cotton, not knitted	Armenia	1,691	33%	9	129	●	●	●	●
610910: T-shirts, singlets and other vests, of cotton, knitted	Bangladesh	2,735,024	3%	1		●	●	●	●
620342: Mens/boys trousers and shorts, of cotton, not knitted	Bangladesh	2,318,876	27%	2		●	●	●	●
620462: Womens/girls trousers and shorts, of cotton, not knitted	Bangladesh	1,103,119	20%	3		●	●	●	●
611020: Pullovers, cardigans and similar articles of cotton, knitted	Bangladesh	994,864	4%	4		●	●	●	●
620520: Mens/boys shirts, of cotton, not knitted	Bangladesh	932,336	41%	5		●	●	●	●
611030: Pullovers, cardigans and similar articles of man-made fibres, knitted	Bangladesh	635,827	1%	6		●	●	●	●
610510: Mens/boys shirts, of cotton, knitted	Bangladesh	405,939	0%	7		●	●	●	●
610462: Womens/girls trousers and shorts, of cotton, knitted	Bangladesh	283,719	9%	8		●	●	●	●
611120: Babies garments and clothing accessories of cotton, knitted	Bangladesh	273,397	34%	9		●	●	●	●
611241: Womens/girls swimwear, of synthetic fibres, knitted	Bangladesh	25,384	32%	49	8	●	●	●	●
6115: Panty hose, tights, stockings & other hosiery, knitted or crocheted	Bosnia and Herzegovina	5,368	58%	48	3	●	●	●	●
6110XX: Jerseys, pullovers, cardigans, etc, knitted or crocheted, of wool or fine	Bosnia and Herzegovina	1,474	42%	100	6	●	●	●	●
621210: Brassieres and parts thereof, of textile materials	Bosnia and Herzegovina	1,266	39%	108	5	●	●	●	●
620433: Womens/girls jackets, of synthetic fibres, not knitted	Bosnia and Herzegovina	703	29%	146	10	●	●	●	●
611030: Pullovers, cardigans and similar articles of man-made fibres, knitted	Bosnia and Herzegovina	518	27%	167	9	●	●	●	●
620342: Mens/boys trousers and shorts, of cotton, not knitted	Cabo Verde	1,809	42%	4		●	●	●	●
610990: T-shirts,singlets and other vests,of other textile materials,knitted	Cabo Verde	589	79%	6		●	●	●	●
610910: T-shirts, singlets and other vests, of cotton, knitted	Cabo Verde	487	75%	7		●	●	●	●
610711: Mens/boys underpants and briefs, of cotton, knitted	Cabo Verde	382	69%	8		●	●	●	●
610712: Mens/boys underpants and briefs, of man-made fibres, knitted	Cabo Verde	292	64%	10		●	●	●	●
611020: Pullovers, cardigans and similar articles of cotton, knitted	Cambodia	295,437	18%	1		●	●	●	●
611030: Pullovers, cardigans and similar articles of man-made fibres, knitted	Cambodia	192,396	2%	2		●	●	●	●
610910: T-shirts, singlets and other vests, of cotton, knitted	Cambodia	188,241	20%	3		●	●	●	●
620462: Womens/girls trousers and shorts, of cotton, not knitted	Cambodia	128,275	46%	4		●	●	●	●
620342: Mens/boys trousers and shorts, of cotton, not knitted	Cambodia	128,110	39%	5		●	●	●	●
610462: Womens/girls trousers and shorts, of cotton, knitted	Cambodia	120,107	41%	6		●	●	●	●
611120: Babies garments and clothing accessories of cotton, knitted	Cambodia	104,961	81%	7		●	●	●	●
610990: T-shirts,singlets and other vests,of other textile materials,knitted	Cambodia	62,616	4%	8		●	●	●	●

Product / product group description	Country	Export potential value (in US\$ thousand)	% of unused potential	Export potential rank	Product diversification rank	Would this product help the country improving its...?			
						level of technology	stability of export revenues	SME presence	female labour participation
610220: Womens/girls overcoats, anoraks etc, of cotton, knitted	Cambodia	60,007	40%	9		●	●	●	●
621210: Brassieres and parts thereof, of textile materials	Cambodia	13,402	62%	37	3	●	●	●	●
620342: Mens/boys trousers and shorts, of cotton, not knitted	Colombia	20,568	52%	6	46	●	●	●	●
621210: Brassieres and parts thereof, of textile materials	Colombia	15,413	96%	9	51	●	●	●	●
620462: Womens/girls trousers and shorts, of cotton, not knitted	Colombia	13,969	67%	10	122	●	●	●	●
620342: Mens/boys trousers and shorts, of cotton, not knitted	Egypt	256,233	75%	2		●	●	●	●
610910: T-shirts, singlets and other vests, of cotton, knitted	Egypt	223,431	52%	3		●	●	●	●
620462: Womens/girls trousers and shorts, of cotton, not knitted	Egypt	179,308	66%	4		●	●	●	●
611020: Pullovers, cardigans and similar articles of cotton, knitted	Egypt	2,886	3%	130	9	●	●	●	●
620520: Mens/boys shirts, of cotton, not knitted	Eritrea	419	28%	2		●	●	●	●
610910: T-shirts, singlets and other vests, of cotton, knitted	Eritrea	126	40%	5	128	●	●	●	●
610510: Mens/boys shirts, of cotton, knitted	Eritrea	36	35%	6	196	●	●	●	●
610910: T-shirts, singlets and other vests, of cotton, knitted	Ethiopia	2,625	43%	10	121	●	●	●	●
610990: T-shirts, singlets and other vests, of other textile materials, knitted	Georgia	4,920	70%	4		●	●	●	●
620630: Womens/girls blouses and shirts, of cotton, not knitted	Georgia	1,748	82%	5	325	●	●	●	●
610910: T-shirts, singlets and other vests, of cotton, knitted	Georgia	1,231	58%	6	168	●	●	●	●
620640: Womens/girls blouses and shirts, of man-made fibres, not knitted	Georgia	961	70%	9	214	●	●	●	●
610910: T-shirts, singlets and other vests, of cotton, knitted	Guatemala	10,308	80%	8		●	●	●	●
611020: Pullovers, cardigans and similar articles of cotton, knitted	Guatemala	9,826	89%	9		●	●	●	●
620463: Womens/girls trousers and shorts, of synthetic fibres, not knitted	Guatemala	9,712	100%	10		●	●	●	●
611030: Pullovers, cardigans and similar articles of man-made fibres, knitted	Guatemala	4,037	93%	20	10	●	●	●	●
621210: Brassieres and parts thereof, of textile materials	Guatemala	3	91%	343	9	●	●	●	●
610910: T-shirts, singlets and other vests, of cotton, knitted	India	1,031,848	16%	2		●	●	●	●
620630: Womens/girls blouses and shirts, of cotton, not knitted	India	662,809	11%	4		●	●	●	●
620520: Mens/boys shirts, of cotton, not knitted	India	473,799	15%	8	30	●	●	●	●
620442: Womens/girls dresses, of cotton, not knitted	India	473,672	18%	9	86	●	●	●	●
611120: Babies garments and clothing accessories of cotton, knitted	India	415,706	39%	11	6	●	●	●	●
620342: Mens/boys trousers and shorts, of cotton, not knitted	India	236,567	23%	19	3	●	●	●	●
611020: Pullovers, cardigans and similar articles of cotton, knitted	India	170,439	14%	26	2	●	●	●	●
620462: Womens/girls trousers and shorts, of cotton, not knitted	India	170,407	23%	27	4	●	●	●	●
610462: Womens/girls trousers and shorts, of cotton, knitted	India	93,804	3%	47	8	●	●	●	●
611030: Pullovers, cardigans and similar articles of man-made fibres, knitted	India	30,082	26%	132	7	●	●	●	●
611020: Pullovers, cardigans and similar articles of cotton, knitted	Indonesia	214,453	51%	9	9	●	●	●	●
611030: Pullovers, cardigans and similar articles of man-made fibres, knitted	Indonesia	116,108	36%	14	6	●	●	●	●
610910: T-shirts, singlets and other vests, of cotton, knitted	Jordan	7,101	81%	2		●	●	●	●
611020: Pullovers, cardigans and similar articles of cotton, knitted	Jordan	4,269	76%	4		●	●	●	●
611030: Pullovers, cardigans and similar articles of man-made fibres, knitted	Jordan	4,087	70%	5		●	●	●	●
611420: Garments nes, of cotton, knitted	Jordan	3,594	58%	6		●	●	●	●
611430: Garments nes, of man-made fibres, knitted	Jordan	2,118	98%	8	120	●	●	●	●
620462: Womens/girls trousers and shorts, of cotton, not knitted	Jordan	1,869	95%	10		●	●	●	●
620462: Womens/girls trousers and shorts, of cotton, not knitted	Kenya	18,763	99%	10		●	●	●	●
620343: Mens/boys trousers and shorts, of synthetic fibres, not knitted	Lao People's Democratic Republic	15,885	5%	3		●	●	●	●
620520: Mens/boys shirts, of cotton, not knitted	Lao People's Democratic Republic	10,814	47%	4		●	●	●	●
620342: Mens/boys trousers and shorts, of cotton, not knitted	Lao People's Democratic Republic	8,598	27%	5		●	●	●	●
611030: Pullovers, cardigans and similar articles of man-made fibres, knitted	Lao People's Democratic Republic	8,252	25%	6		●	●	●	●
610711: Mens/boys underpants and briefs, of cotton, knitted	Lao People's Democratic Republic	6,085	68%	10	119	●	●	●	●
620520: Mens/boys shirts, of cotton, not knitted	Macedonia, The Former Yugoslav Republic of	51,019	37%	3		●	●	●	●

Product / product group description	Country	Export potential value (in US\$ thousand)	% of unused potential	Export potential rank	Product diversification rank	Would this product help the country improving its...?			
						level of technology	stability of export revenues	SME presence	female labour participation
620630: Womens/girls blouses and shirts, of cotton, not knitted	Macedonia, The Former Yugoslav Republic of	33,155	19%	5		●	●	●	●
610620: Womens/girls blouses and shirts, of man-made fibres, knitted	Macedonia, The Former Yugoslav Republic of	25,527	36%	6	20	●	●	●	●
620462: Womens/girls trousers and shorts, of cotton, not knitted	Macedonia, The Former Yugoslav Republic of	24,302	30%	8		●	●	●	●
620342: Mens/boys trousers and shorts, of cotton, not knitted	Macedonia, The Former Yugoslav Republic of	24,237	30%	9		●	●	●	●
620640: Womens/girls blouses and shirts, of man-made fibres, not knitted	Macedonia, The Former Yugoslav Republic of	23,417	26%	10		●	●	●	●
610990: T-shirts,singlets and other vests,of other textile materials,knitted	Macedonia, The Former Yugoslav Republic of	14,658	27%	21	3	●	●	●	●
611030: Pullovers, cardigans and similar articles of man-made fibres, knitted	Macedonia, The Former Yugoslav Republic of	1,922	23%	80	1	●	●	●	●
6110XX: Jerseys, pullovers, cardigans, etc, knitted or crocheted, of wool or fine	Macedonia, The Former Yugoslav Republic of	1,130	38%	107	2	●	●	●	●
620213: Womens/girls overcoats&sim articles of man-made fibres,not knitted	Macedonia, The Former Yugoslav Republic of	927	13%	118	8	●	●	●	●
611020: Pullovers, cardigans and similar articles of cotton, knitted	Macedonia, The Former Yugoslav Republic of	885	24%	119	6	●	●	●	●
620311: Mens/boys suits, of wool or fine animal hair, not knitted	Macedonia, The Former Yugoslav Republic of	46	24%	280	9	●	●	●	●
611241: Womens/girls swimwear, of synthetic fibres, knitted	Macedonia, The Former Yugoslav Republic of	1	57%	494	4	●	●	●	●
621210: Brassieres and parts thereof, of textile materials	Macedonia, The Former Yugoslav Republic of	0	36%	629	5	●	●	●	●
6110XX: Jerseys, pullovers, cardigans, etc, knitted or crocheted, of wool or fine	Madagascar	65,936	43%	3		●	●	●	●
611020: Pullovers, cardigans and similar articles of cotton, knitted	Madagascar	19,497	33%	8		●	●	●	●
620342: Mens/boys trousers and shorts, of cotton, not knitted	Madagascar	18,360	41%	9		●	●	●	●
620462: Womens/girls trousers and shorts, of cotton, not knitted	Madagascar	16,714	43%	10		●	●	●	●
611241: Womens/girls swimwear, of synthetic fibres, knitted	Madagascar	0		8		●	●	●	●
611030: Pullovers, cardigans and similar articles of man-made fibres, knitted	Malawi	1,215	100%	10	111	●	●	●	●
6110XX: Jerseys, pullovers, cardigans, etc, knitted or crocheted, of wool or fine	Mongolia	2,577	11%	1		●	●	●	●
610441: Womens/girls dresses, of wool or fine animal hair, knitted	Mongolia	105	9%	5	312	●	●	●	●
620530: Mens/boys shirts, of man-made fibres, not knitted	Mongolia	35	98%	8	124	●	●	●	●
610690: Womens/girls blouses and shirts, of other materials, knitted	Mongolia	32	1%	9	333	●	●	●	●
620462: Womens/girls trousers and shorts, of cotton, not knitted	Morocco	251,575	17%	7		●	●	●	●
620342: Mens/boys trousers and shorts, of cotton, not knitted	Morocco	235,277	22%	8		●	●	●	●
610910: T-shirts, singlets and other vests, of cotton, knitted	Morocco	178,540	37%	9		●	●	●	●
621133: Mens/boys garments nes, of man-made fibres, not knitted	Morocco	38,458	19%	41	10	●	●	●	●
611020: Pullovers, cardigans and similar articles of cotton, knitted	Morocco	25,736	25%	51	1	●	●	●	●
620343: Mens/boys trousers and shorts, of synthetic fibres, not knitted	Morocco	18,084	33%	63	4	●	●	●	●
611241: Womens/girls swimwear, of synthetic fibres, knitted	Morocco	7,860	33%	96	7	●	●	●	●
6110XX: Jerseys, pullovers, cardigans, etc, knitted or crocheted, of wool or fine	Morocco	7,756	36%	97	9	●	●	●	●
610463: Womens/girls trousers and shorts, of synthetic fibres, knitted	Morocco	5,161	21%	120	8	●	●	●	●
620193: Mens/boys anoraks and similar articles,of man-made fibres,not knitted	Morocco	858	37%	240	5	●	●	●	●
620193: Mens/boys anoraks and similar articles,of man-made fibres,not knitted	Myanmar	21,584	25%	1		●	●	●	●
620293: Womens/girls anoraks & similar article of man-made fibres,not knitted	Myanmar	16,542	26%	2		●	●	●	●
620520: Mens/boys shirts, of cotton, not knitted	Myanmar	7,688	37%	8		●	●	●	●
620343: Mens/boys trousers and shorts, of synthetic fibres, not knitted	Myanmar	6,692	16%	9		●	●	●	●
620213: Womens/girls overcoats&sim articles of man-made fibres,not knitted	Myanmar	5,732	42%	10	114	●	●	●	●
6110XX: Jerseys, pullovers, cardigans, etc, knitted or crocheted, of wool or fine	Nepal	3,308	13%	3		●	●	●	●
620442: Womens/girls dresses, of cotton, not knitted	Nepal	2,432	30%	4		●	●	●	●
620520: Mens/boys shirts, of cotton, not knitted	Nepal	1,699	37%	9		●	●	●	●
611030: Pullovers, cardigans and similar articles of man-made fibres, knitted	Nepal	1	2%	206	4	●	●	●	●
611241: Womens/girls swimwear, of synthetic fibres, knitted	Nepal	0		2		●	●	●	●
610463: Womens/girls trousers and shorts, of synthetic fibres, knitted	Nepal	0		6		●	●	●	●
621210: Brassieres and parts thereof, of textile materials	Nepal	0		10		●	●	●	●
620342: Mens/boys trousers and shorts, of cotton, not knitted	Nicaragua	10,570	99%	5		●	●	●	●
610990: T-shirts,singlets and other vests,of other textile materials,knitted	Nicaragua	10,332	98%	6		●	●	●	●

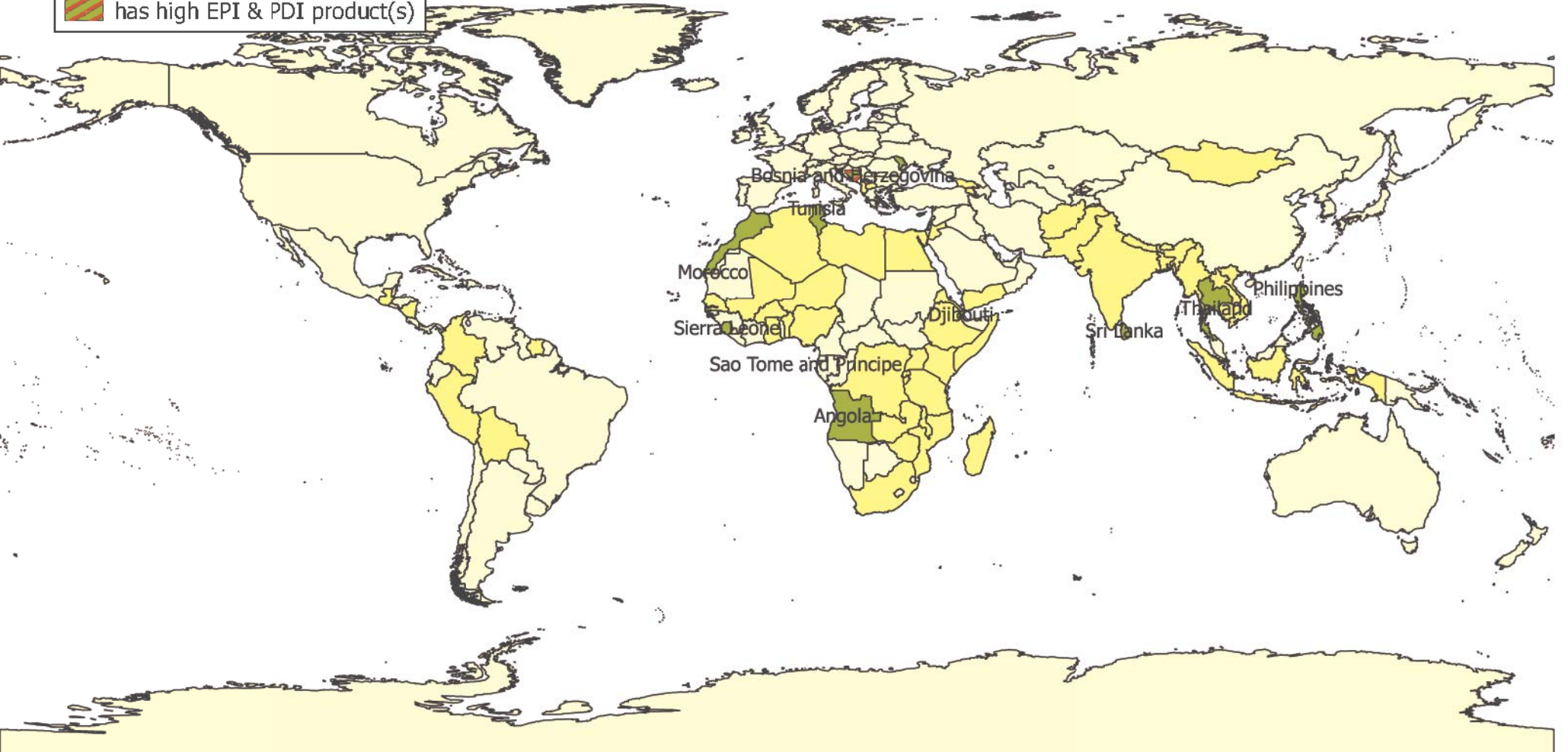
Product / product group description	Country	Export potential value (in US\$ thousand)	% of unused potential	Export potential rank	Product diversification rank	Would this product help the country improving its...?			
						level of technology	stability of export revenues	SME presence	female labour participation
611030: Pullovers, cardigans and similar articles of man-made fibres, knitted	Nicaragua	8,273	96%	8		●	●	●	●
620342: Mens/boys trousers and shorts, of cotton, not knitted	Pakistan	429,306	4%	1		●	●	●	●
620462: Womens/girls trousers and shorts, of cotton, not knitted	Pakistan	312,948	20%	2		●	●	●	●
420310: Articles of apparel of leather or of composition leather	Pakistan	237,396	7%	5		●	●	●	●
610910: T-shirts, singlets and other vests, of cotton, knitted	Pakistan	234,186	74%	6		●	●	●	●
610510: Mens/boys shirts, of cotton, knitted	Pakistan	219,844	68%	8		●	●	●	●
6115: Panty hose, tights, stockings & other hosiery, knitted or crocheted	Pakistan	126,281	39%	9		●	●	●	●
610462: Womens/girls trousers and shorts, of cotton, knitted	Pakistan	46,815	32%	20	4	●	●	●	●
611120: Babies garments and clothing accessories of cotton, knitted	Pakistan	25,228	57%	33	3	●	●	●	●
610990: T-shirts, singlets and other vests, of other textile materials, knitted	Pakistan	22,749	40%	34	9	●	●	●	●
620343: Mens/boys trousers and shorts, of synthetic fibres, not knitted	Pakistan	15,402	15%	43	8	●	●	●	●
611030: Pullovers, cardigans and similar articles of man-made fibres, knitted	Pakistan	8,545	6%	62	2	●	●	●	●
610343: Mens/boys trousers and shorts, of synthetic fibres, knitted	Palestine, State of	340	100%	9	266	●	●	●	●
610910: T-shirts, singlets and other vests, of cotton, knitted	Peru	122,766	74%	5		●	●	●	●
610510: Mens/boys shirts, of cotton, knitted	Peru	69,191	44%	10		●	●	●	●
611030: Pullovers, cardigans and similar articles of man-made fibres, knitted	Philippines	29,330	77%	25	2	●	●	●	●
621210: Brassieres and parts thereof, of textile materials	Philippines	12,115	41%	47	10	●	●	●	●
6110XX: Jerseys, pullovers, cardigans, etc, knitted or crocheted, of wool or fine	Republic of Moldova	6,142	24%	22	4	●	●	●	●
620443: Womens/girls dresses, of synthetic fibres, not knitted	Republic of Moldova	3,649	42%	34	10	●	●	●	●
620213: Womens/girls overcoats&sim articles of man-made fibres,not knitted	Republic of Moldova	3,246	38%	38	9	●	●	●	●
611030: Pullovers, cardigans and similar articles of man-made fibres, knitted	Republic of Moldova	2,432	20%	45	1	●	●	●	●
620343: Mens/boys trousers and shorts, of synthetic fibres, not knitted	Republic of Moldova	2,136	35%	51	6	●	●	●	●
620462: Womens/girls trousers and shorts, of cotton, not knitted	Republic of Moldova	1,311	26%	70	5	●	●	●	●
621133: Mens/boys garments nes, of man-made fibres, not knitted	Republic of Moldova	1,111	48%	74	7	●	●	●	●
611241: Womens/girls swimwear, of synthetic fibres, knitted	Republic of Moldova	20	31%	281	2	●	●	●	●
621210: Brassieres and parts thereof, of textile materials	Republic of Moldova	4	48%	361	3	●	●	●	●
6115: Panty hose, tights, stockings & other hosiery, knitted or crocheted	Republic of Moldova	1	65%	404	8	●	●	●	●
610510: Mens/boys shirts, of cotton, knitted	Sierra Leone	284	94%	10	325	●	●	●	●
621210: Brassieres and parts thereof, of textile materials	Sri Lanka	255,190	39%	2		●	●	●	●
620342: Mens/boys trousers and shorts, of cotton, not knitted	Sri Lanka	147,906	24%	3		●	●	●	●
610910: T-shirts, singlets and other vests, of cotton, knitted	Sri Lanka	120,856	25%	5		●	●	●	●
610821: Womens/girls briefs and panties, of cotton, knitted	Sri Lanka	90,564	32%	7		●	●	●	●
611120: Babies garments and clothing accessories of cotton, knitted	Sri Lanka	83,726	44%	10		●	●	●	●
610463: Womens/girls trousers and shorts, of synthetic fibres, knitted	Sri Lanka	18,801	21%	33	9	●	●	●	●
620293: Womens/girls anoraks & similar article of man-made fibres,not knitted	Sri Lanka	654	30%	192	10	●	●	●	●
620193: Mens/boys anoraks and similar articles,of man-made fibres,not knitted	Sri Lanka	371	36%	218	7	●	●	●	●
620342: Mens/boys trousers and shorts, of cotton, not knitted	Tunisia	590,323	25%	2		●	●	●	●
620462: Womens/girls trousers and shorts, of cotton, not knitted	Tunisia	257,236	20%	5		●	●	●	●
610910: T-shirts, singlets and other vests, of cotton, knitted	Tunisia	183,749	48%	7		●	●	●	●
621133: Mens/boys garments nes, of man-made fibres, not knitted	Tunisia	64,894	22%	21	7	●	●	●	●
611241: Womens/girls swimwear, of synthetic fibres, knitted	Tunisia	33,940	14%	36	2	●	●	●	●
611030: Pullovers, cardigans and similar articles of man-made fibres, knitted	Tunisia	20,909	17%	52	1	●	●	●	●
620343: Mens/boys trousers and shorts, of synthetic fibres, not knitted	Tunisia	14,987	4%	76	4	●	●	●	●
620463: Womens/girls trousers and shorts, of synthetic fibres, not knitted	Tunisia	12,437	5%	86	3	●	●	●	●
610463: Womens/girls trousers and shorts, of synthetic fibres, knitted	Tunisia	5,299	25%	153	5	●	●	●	●
610433: Womens/girls jackets, of synthetic fibres, knitted	Tunisia	729	33%	334	9	●	●	●	●
611020: Pullovers, cardigans and similar articles of cotton, knitted	Viet Nam	402,416	85%	7		●	●	●	●

Product / product group description	Country	Export potential value (in US\$ thousand)	% of unused potential	Export potential rank	Product diversification rank	Would this product help the country improving its...?			
						level of technology	stability of export revenues	SME presence	female labour participation
611030: Pullovers, cardigans and similar articles of man-made fibres, knitted	Viet Nam	293,583	73%	9					
620293: Womens/girls anoraks & similar article of man-made fibres,not knitted	Viet Nam	209,350	51%	13	8				
620463: Womens/girls trousers and shorts, of synthetic fibres, not knitted	Viet Nam	140,263	29%	23	10				
610463: Womens/girls trousers and shorts, of synthetic fibres, knitted	Viet Nam	81,280	65%	35	6				
621210: Brassieres and parts thereof, of textile materials	Viet Nam	48,823	31%	45	1				
611241: Womens/girls swimwear, of synthetic fibres, knitted	Viet Nam	34,257	72%	66	4				
620342: Mens/boys trousers and shorts, of cotton, not knitted	Zimbabwe	970	84%	9	135				

Note: Empty cells for Export potential value and rank indicate that the product has not been continuously supplied in the years 2011-2013. Empty cells for the Product diversification rank indicate that the product does not represent a diversification opportunity (either because it already exceeds 0.5% of the country's total exports, or because the country does not have the necessary capacity to supply the product). Empty cells for additional indicators are due to missing data.

Automotive parts

- Legend
- CBI countries
 - has high EPI product(s)
 - has high PDI product(s)
 - has high EPI & PDI product(s)



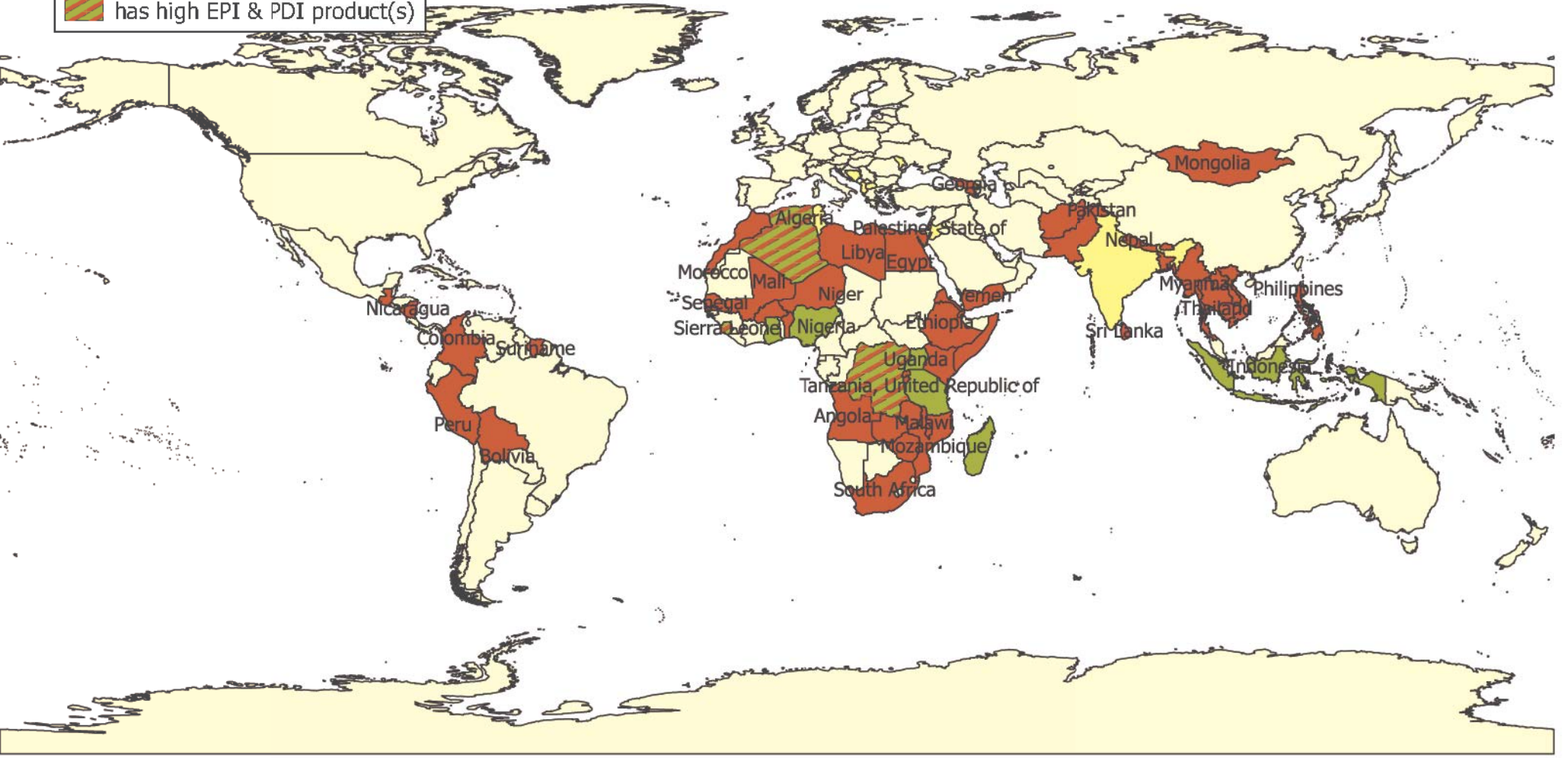
Product / product group description	Country	Export potential value (in US\$ thousand)	% of unused potential	Export potential rank	Product diversification rank	Would this product help the country improving its...?			
						level of technology	stability of export revenues	SME presence	female labour participation
850720: Lead-acid electric accumulators nes	Angola	102	99%	6	992	●	●	●	●
870830: Brakes and servo-brakes and their parts, for tractors, motor vehicles	Bosnia and Herzegovina	29,911	35%	8		●	●	●	●
854430: Ignition wirg sets&oth wirg sets usd in vehicles,aircraft etc	Bosnia and Herzegovina	1,780	85%	92	1	●	●	●	●
401110: Pneumatic tire new of rubber f motor car incl station wagons&racg cars	Djibouti	12	77%	8	1038	●	●	●	●
85XXa: Parts of telephone sets and other transmission apparatus	Djibouti	3	86%	10	1180	●	●	●	●
854430: Ignition wirg sets&oth wirg sets usd in vehicles,aircraft etc	Morocco	1,315,020	20%	1		●	●	●	●
854430: Ignition wirg sets&oth wirg sets usd in vehicles,aircraft etc	Philippines	128,616	96%	9		●	●	●	●
854430: Ignition wirg sets&oth wirg sets usd in vehicles,aircraft etc	Republic of Moldova	50,365	62%	2		●	●	●	●
8708XX: Other parts & accessories of motor vehicles of headings 8701 to 8705	Sao Tome and Principe	1	6%	7	1108	●	●	●	●
401120: Pneumatic tires new of rubber for buses or lorries	Sierra Leone	306	91%	9	468	●	●	●	●
401290: Solid o cushiond tires,interchangeable tire treads&tire flaps of rbr	Sri Lanka	101,216	14%	6		●	●	●	●
85XXa: Parts of telephone sets and other transmission apparatus	Thailand	363,371	29%	10		●	●	●	●
854430: Ignition wirg sets&oth wirg sets usd in vehicles,aircraft etc	Tunisia	537,490	16%	3		●	●	●	●
8708XX: Other parts & accessories of motor vehicles of headings 8701 to 8705	Tunisia	212,632	29%	6		●	●	●	●
840999: Parts for diesel and semi-diesel engines	Tunisia	139,979	69%	9	842	●	●	●	●

Note: Empty cells for Export potential value and rank indicate that the product has not been continuously supplied in the years 2011-2013. Empty cells for the Product diversification rank indicate that the product does not represent a diversification opportunity (either because it already exceeds 0.5% of the country's total exports, or because the country does not have the necessary capacity to supply the product). Empty cells for additional indicators are due to missing data.

Cocoa

Legend

- CBI countries
- has high EPI product(s)
- has high PDI product(s)
- has high EPI & PDI product(s)

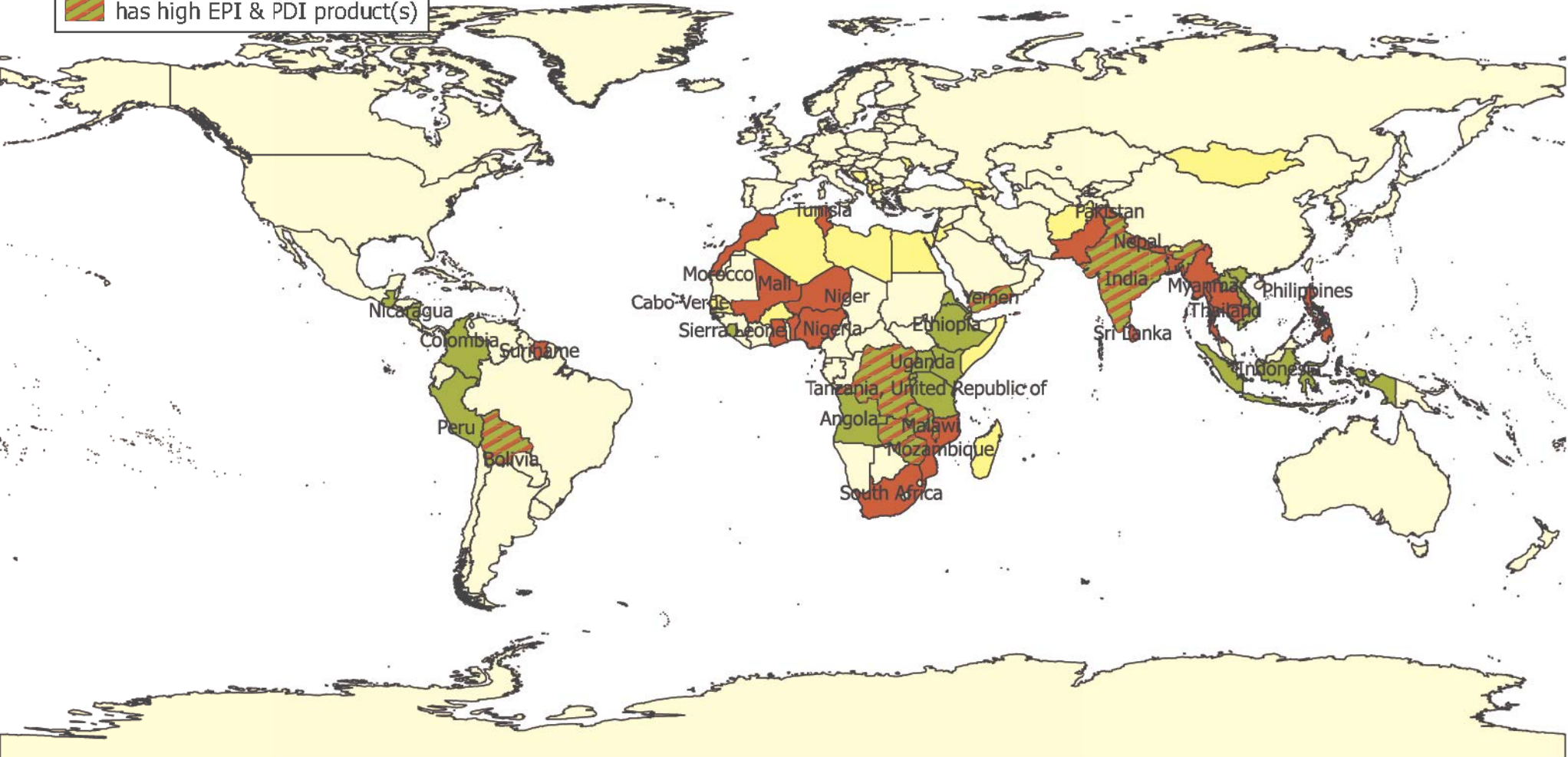


Product / product group description	Country	Export potential value (in US\$ thousand)	% of unused potential	Export potential rank	Product diversification rank	Would this product help the country improving its...?			
						level of technology	stability of export revenues	SME presence	female labour participation
180100: Cocoa beans, whole or broken, raw or roasted	Afghanistan	0			4	●	●		
180400: Cocoa butter, fat and oil	Algeria	2,863	●59%	5	18	●	●	●	●
180100: Cocoa beans, whole or broken, raw or roasted	Algeria	0			5	●	●		
180100: Cocoa beans, whole or broken, raw or roasted	Angola	0			1	●	●		
180100: Cocoa beans, whole or broken, raw or roasted	Armenia	0			1	●	●		
180100: Cocoa beans, whole or broken, raw or roasted	Bangladesh	0			10	●	●		
180100: Cocoa beans, whole or broken, raw or roasted	Benin	0			1	●	●		
180310: Cocoa paste not defatted	Bhutan	0			7	●	●	●	●
180100: Cocoa beans, whole or broken, raw or roasted	Bolivia	506	●42%	24	1	●	●		
180100: Cocoa beans, whole or broken, raw or roasted	Burkina Faso	0			1	●	●		
180100: Cocoa beans, whole or broken, raw or roasted	Burundi	0			1	●	●		
180100: Cocoa beans, whole or broken, raw or roasted	Cabo Verde	0			2	●	●		
180100: Cocoa beans, whole or broken, raw or roasted	Cambodia	0			8	●	●		
180100: Cocoa beans, whole or broken, raw or roasted	Colombia	7,478	●66%	14	1	●	●		
180100: Cocoa beans, whole or broken, raw or roasted	Democratic Republic of the Congo	1,756	●38%	4	1	●	●		
180100: Cocoa beans, whole or broken, raw or roasted	Djibouti	0			2	●	●		
180100: Cocoa beans, whole or broken, raw or roasted	Egypt	0			1	●	●		
180100: Cocoa beans, whole or broken, raw or roasted	Eritrea	0			2	●	●		
180100: Cocoa beans, whole or broken, raw or roasted	Ethiopia	0			1	●	●		
180100: Cocoa beans, whole or broken, raw or roasted	Georgia	0			1	●	●		
180100: Cocoa beans, whole or broken, raw or roasted	Ghana	1,784,131	●38%	1		●	●		
180400: Cocoa butter, fat and oil	Ghana	58,287	●55%	2		●	●	●	●
180310: Cocoa paste not defatted	Ghana	16,555	●9%	7		●	●	●	●
180320: Cocoa paste wholly or partly defatted	Ghana	16,026	●25%	8	54	●	●	●	●
180100: Cocoa beans, whole or broken, raw or roasted	Guatemala	0	○98%	563	1	●	●		
180100: Cocoa beans, whole or broken, raw or roasted	Indonesia	455,895	○96%	4		●	●		
180100: Cocoa beans, whole or broken, raw or roasted	Kenya	190	●86%	129	1	●	●		
180100: Cocoa beans, whole or broken, raw or roasted	Lao People's Democratic Republic	0			1	●	●		
180320: Cocoa paste wholly or partly defatted	Libya	0			2	●	●	●	●
180100: Cocoa beans, whole or broken, raw or roasted	Madagascar	21,341	●40%	7		●	●		
180100: Cocoa beans, whole or broken, raw or roasted	Malawi	0			1	●	●		
180100: Cocoa beans, whole or broken, raw or roasted	Maldives	0			4	●	●		
180100: Cocoa beans, whole or broken, raw or roasted	Mali	0			1	●	●		
180100: Cocoa beans, whole or broken, raw or roasted	Mongolia	0			3	●	●		
180100: Cocoa beans, whole or broken, raw or roasted	Morocco	0			6	●	●		
180100: Cocoa beans, whole or broken, raw or roasted	Mozambique	0			1	●	●		
180310: Cocoa paste not defatted	Mozambique	0			10	●	●	●	●
180100: Cocoa beans, whole or broken, raw or roasted	Myanmar	0			1	●	●		
180100: Cocoa beans, whole or broken, raw or roasted	Nepal	0			9	●	●		
180100: Cocoa beans, whole or broken, raw or roasted	Nicaragua	1,272	●30%	17	2	●	●		
180100: Cocoa beans, whole or broken, raw or roasted	Niger	0			1	●	●		
180100: Cocoa beans, whole or broken, raw or roasted	Nigeria	1,191,027	●53%	1		●	●		
180400: Cocoa butter, fat and oil	Nigeria	97,414	●54%	4	24	●	●	●	●
180320: Cocoa paste wholly or partly defatted	Nigeria	20,240	●24%	9	72	●	●	●	●
180100: Cocoa beans, whole or broken, raw or roasted	Pakistan	0			7	●	●		
180100: Cocoa beans, whole or broken, raw or roasted	Palestine, State of	0			2	●	●		
180100: Cocoa beans, whole or broken, raw or roasted	Peru	62,858	●46%	11	1	●	●		



Product / product group description	Country	Export potential value (in US\$ thousand)	% of unused potential	Export potential rank	Product diversification rank	Would this product help the country improving its...?			
						level of technology	stability of export revenues	SME presence	female labour participation
180100: Cocoa beans, whole or broken, raw or roasted	Philippines	812	75%	216	5	●	●		
180100: Cocoa beans, whole or broken, raw or roasted	Rwanda	0			1	●	●		
180100: Cocoa beans, whole or broken, raw or roasted	Sao Tome and Principe	6,175	9%	1		●	●		
180320: Cocoa paste wholly or partly defatted	Sao Tome and Principe	1	98%	6	101	●	●	●	●
180100: Cocoa beans, whole or broken, raw or roasted	Senegal	0			1	●	●		
180100: Cocoa beans, whole or broken, raw or roasted	Sierra Leone	59,633	26%	1		●	●		
180310: Cocoa paste not defatted	Sierra Leone	0			3	●	●	●	●
180100: Cocoa beans, whole or broken, raw or roasted	Somalia	0			3	●	●		
180100: Cocoa beans, whole or broken, raw or roasted	South Africa	210	93%	651	3	●	●		
180100: Cocoa beans, whole or broken, raw or roasted	Sri Lanka	0	55%	616	3	●	●		
180100: Cocoa beans, whole or broken, raw or roasted	Suriname	0			1	●	●		
180100: Cocoa beans, whole or broken, raw or roasted	Tanzania, United Republic of	25,924	70%	2		●	●		
180100: Cocoa beans, whole or broken, raw or roasted	Thailand	0			3	●	●		
180100: Cocoa beans, whole or broken, raw or roasted	Uganda	59,721	61%	2		●	●		
180100: Cocoa beans, whole or broken, raw or roasted	Viet Nam	5,618	86%	195	7	●	●		
180100: Cocoa beans, whole or broken, raw or roasted	Yemen	0			1	●	●		
180100: Cocoa beans, whole or broken, raw or roasted	Zambia	0			1	●	●		
180100: Cocoa beans, whole or broken, raw or roasted	Zimbabwe	0			1	●	●		

Note: Empty cells for Export potential value and rank indicate that the product has not been continuously supplied in the years 2011-2013. Empty cells for the Product diversification rank indicate that the product does not represent a diversification opportunity (either because it already exceeds 0.5% of the country's total exports, or because the country does not have the necessary capacity to supply the product). Empty cells for additional indicators are due to missing data.

Coffee



Product / product group description	Country	Export potential value (in US\$ thousand)	% of unused potential	Export potential rank	Product diversification rank	Would this product help the country improving its...?			
						level of technology	stability of export revenues	SME presence	female labour participation
090111: Coffee, not roasted, not decaffeinated	Angola	459	34%	3	17	●	●		
090111: Coffee, not roasted, not decaffeinated	Bangladesh	2	71%	393	9	●	●		
090111: Coffee, not roasted, not decaffeinated	Benin	0		2		●	●		
090111: Coffee, not roasted, not decaffeinated	Bolivia	7,437	25%	4	4	●	●		
090111: Coffee, not roasted, not decaffeinated	Burundi	46,402	8%	1		●	●		
090111: Coffee, not roasted, not decaffeinated	Cabo Verde	0		10		●	●		
090111: Coffee, not roasted, not decaffeinated	Cambodia	0		1		●	●		
090111: Coffee, not roasted, not decaffeinated	Colombia	1,155,152	49%	1		●	●		
090111: Coffee, not roasted, not decaffeinated	Democratic Republic of the Congo	8,512	45%	2	5	●	●		
090111: Coffee, not roasted, not decaffeinated	Djibouti	2,769	17%	1		●	●		
090111: Coffee, not roasted, not decaffeinated	Eritrea	669	100%	1		●	●		
090111: Coffee, not roasted, not decaffeinated	Ethiopia	450,983	19%	1		●	●		
090111: Coffee, not roasted, not decaffeinated	Gambia	0		9		●	●		
090111: Coffee, not roasted, not decaffeinated	Ghana	3,642	69%	20	1	●	●		
090111: Coffee, not roasted, not decaffeinated	Guatemala	198,801	10%	1		●	●		
090111: Coffee, not roasted, not decaffeinated	India	567,093	55%	5	1	●	●		
090111: Coffee, not roasted, not decaffeinated	Indonesia	803,647	62%	3		●	●		
090111: Coffee, not roasted, not decaffeinated	Kenya	168,191	23%	3		●	●		
090111: Coffee, not roasted, not decaffeinated	Lao People's Democratic Republic	47,209	53%	2		●	●		
090111: Coffee, not roasted, not decaffeinated	Malawi	5,063	71%	4	6	●	●		
090111: Coffee, not roasted, not decaffeinated	Mali	0		2		●	●		
090111: Coffee, not roasted, not decaffeinated	Morocco	0		3		●	●		
090111: Coffee, not roasted, not decaffeinated	Mozambique	0		2		●	●		
090111: Coffee, not roasted, not decaffeinated	Myanmar	33	98%	157	2	●	●		
090111: Coffee, not roasted, not decaffeinated	Nepal	459	61%	24	7	●	●		
090111: Coffee, not roasted, not decaffeinated	Nicaragua	146,185	14%	1		●	●		
090111: Coffee, not roasted, not decaffeinated	Niger	0		5		●	●		
090111: Coffee, not roasted, not decaffeinated	Nigeria	190	76%	37	2	●	●		
090111: Coffee, not roasted, not decaffeinated	Pakistan	0		1		●	●		
090111: Coffee, not roasted, not decaffeinated	Peru	945,466	38%	1		●	●		
090111: Coffee, not roasted, not decaffeinated	Philippines	0	67%	829	3	●	●		
090111: Coffee, not roasted, not decaffeinated	Rwanda	35,232	7%	1		●	●		
090112: Coffee, not roasted, decaffeinated	Rwanda	44	92%	8	30	●	●	●	●
090111: Coffee, not roasted, not decaffeinated	Sao Tome and Principe	32	97%	4	11	●	●		
090121: Coffee, roasted, not decaffeinated	Sao Tome and Principe	0	6%	9	673	●	●	●	●
090111: Coffee, not roasted, not decaffeinated	Sierra Leone	7,579	52%	2		●	●		
090111: Coffee, not roasted, not decaffeinated	South Africa	1,008	27%	353	2	●	●		
090111: Coffee, not roasted, not decaffeinated	Sri Lanka	154	88%	257	1	●	●		
090111: Coffee, not roasted, not decaffeinated	Suriname	0		3		●	●		
090111: Coffee, not roasted, not decaffeinated	Tanzania, United Republic of	113,241	39%	1		●	●		
090111: Coffee, not roasted, not decaffeinated	Thailand	184	11%	771	1	●	●		
090111: Coffee, not roasted, not decaffeinated	Tunisia	0		10		●	●		
090111: Coffee, not roasted, not decaffeinated	Uganda	293,769	15%	1		●	●		
090111: Coffee, not roasted, not decaffeinated	Viet Nam	2,392,511	54%	1		●	●		
090111: Coffee, not roasted, not decaffeinated	Yemen	2,652	87%	5	4	●	●		
090111: Coffee, not roasted, not decaffeinated	Zambia	31,106	97%	4	3	●	●		
090112: Coffee, not roasted, decaffeinated	Zambia	0		9		●	●	●	●

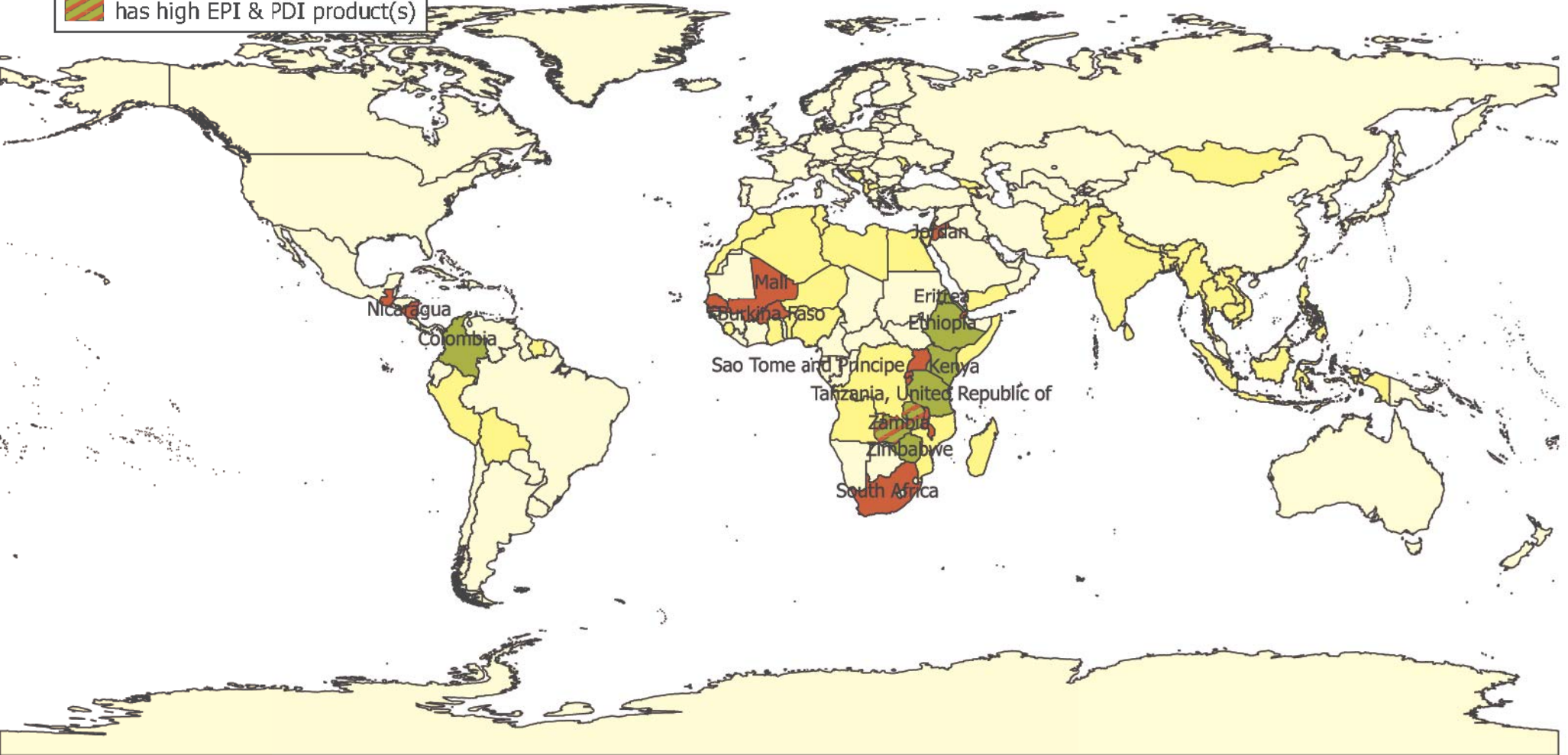
Product / product group description	Country	Export potential value (in US\$ thousand)	% of unused potential	Export potential rank	Product diversification rank	Would this product help the country improving its...?			
						level of technology	stability of export revenues	SME presence	female labour participation
090111: Coffee, not roasted, not decaffeinated	Zimbabwe	1,588	 79%	6	4				

Note: Empty cells for Export potential value and rank indicate that the product has not been continuously supplied in the years 2011-2013. Empty cells for the Product diversification rank indicate that the product does not represent a diversification opportunity (either because it already exceeds 0.5% of the country's total exports, or because the country does not have the necessary capacity to supply the product). Empty cells for additional indicators are due to missing data.

Cut flowers & foliage

Legend

-  CBI countries
-  has high EPI product(s)
-  has high PDI product(s)
-  has high EPI & PDI product(s)



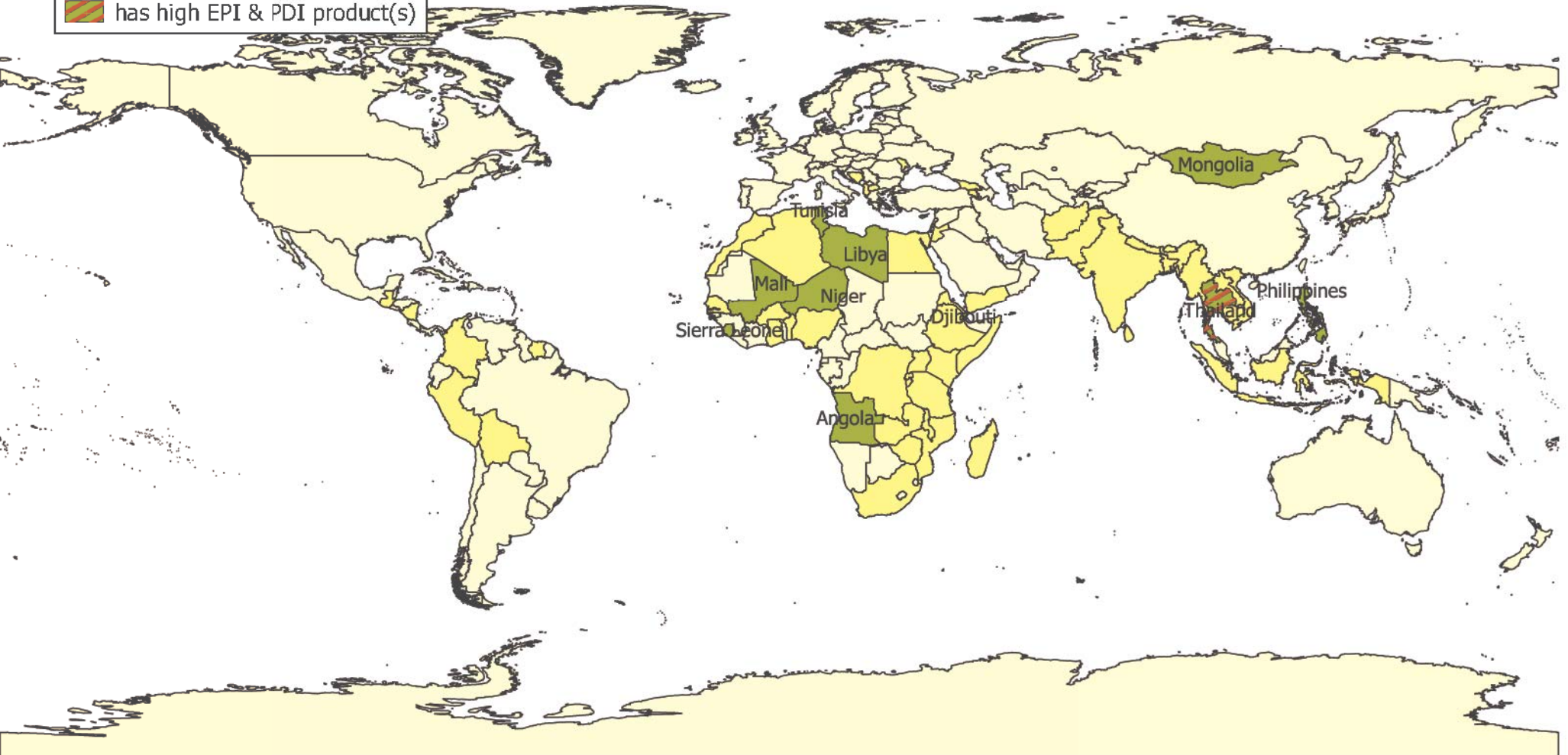
Product / product group description	Country	Export potential value (in US\$ thousand)	% of unused potential	Export potential rank	Product diversification rank	Would this product help the country improving its...?			
						level of technology	stability of export revenues	SME presence	female labour participation
0603XX: Cut flowers and flower buds for bouquets, fresh	Burkina Faso	0			3	●	●		
0603XX: Cut flowers and flower buds for bouquets, fresh	Burundi	0			8	●	●		
0603XX: Cut flowers and flower buds for bouquets, fresh	Colombia	178,891	57%	3		●	●		
0603XX: Cut flowers and flower buds for bouquets, fresh	Djibouti	0			10	●	●		
0603XX: Cut flowers and flower buds for bouquets, fresh	Eritrea	18	50%	7	68	●	●		
0603XX: Cut flowers and flower buds for bouquets, fresh	Ethiopia	86,641	16%	2		●	●		
0603XX: Cut flowers and flower buds for bouquets, fresh	Guatemala	1,073	77%	36	7	●	●		
0603XX: Cut flowers and flower buds for bouquets, fresh	Jordan	0	35%	543	2	●	●		
0603XX: Cut flowers and flower buds for bouquets, fresh	Kenya	245,354	7%	2		●	●		
0603XX: Cut flowers and flower buds for bouquets, fresh	Malawi	36	72%	41	9	●	●		
0603XX: Cut flowers and flower buds for bouquets, fresh	Mali	3	84%	48	7	●	●		
0603XX: Cut flowers and flower buds for bouquets, fresh	Nicaragua	0	94%	166	10	●	●		
0603XX: Cut flowers and flower buds for bouquets, fresh	Palestine, State of	888	77%	3		●	●		
0603XX: Cut flowers and flower buds for bouquets, fresh	Rwanda	0			2	●	●		
0604: Foliage, branche etc	Sao Tome and Principe	0	34%	10	363	●	●		
0603XX: Cut flowers and flower buds for bouquets, fresh	Senegal	0			8	●	●		
0603XX: Cut flowers and flower buds for bouquets, fresh	South Africa	10,473	21%	60	1	●	●		
0603XX: Cut flowers and flower buds for bouquets, fresh	Tanzania, United Republic of	6,577	17%	9		●	●		
0603XX: Cut flowers and flower buds for bouquets, fresh	Uganda	514	32%	26	6	●	●		
0603XX: Cut flowers and flower buds for bouquets, fresh	Zambia	41,415	95%	3	5	●	●		
0603XX: Cut flowers and flower buds for bouquets, fresh	Zimbabwe	9,017	23%	2		●	●		

Note: Empty cells for Export potential value and rank indicate that the product has not been continuously supplied in the years 2011-2013. Empty cells for the Product diversification rank indicate that the product does not represent a diversification opportunity (either because it already exceeds 0.5% of the country's total exports, or because the country does not have the necessary capacity to supply the product). Empty cells for additional indicators are due to missing data.

Electronics & electrical parts

Legend

-  CBI countries
-  has high EPI product(s)
-  has high PDI product(s)
-  has high EPI & PDI product(s)



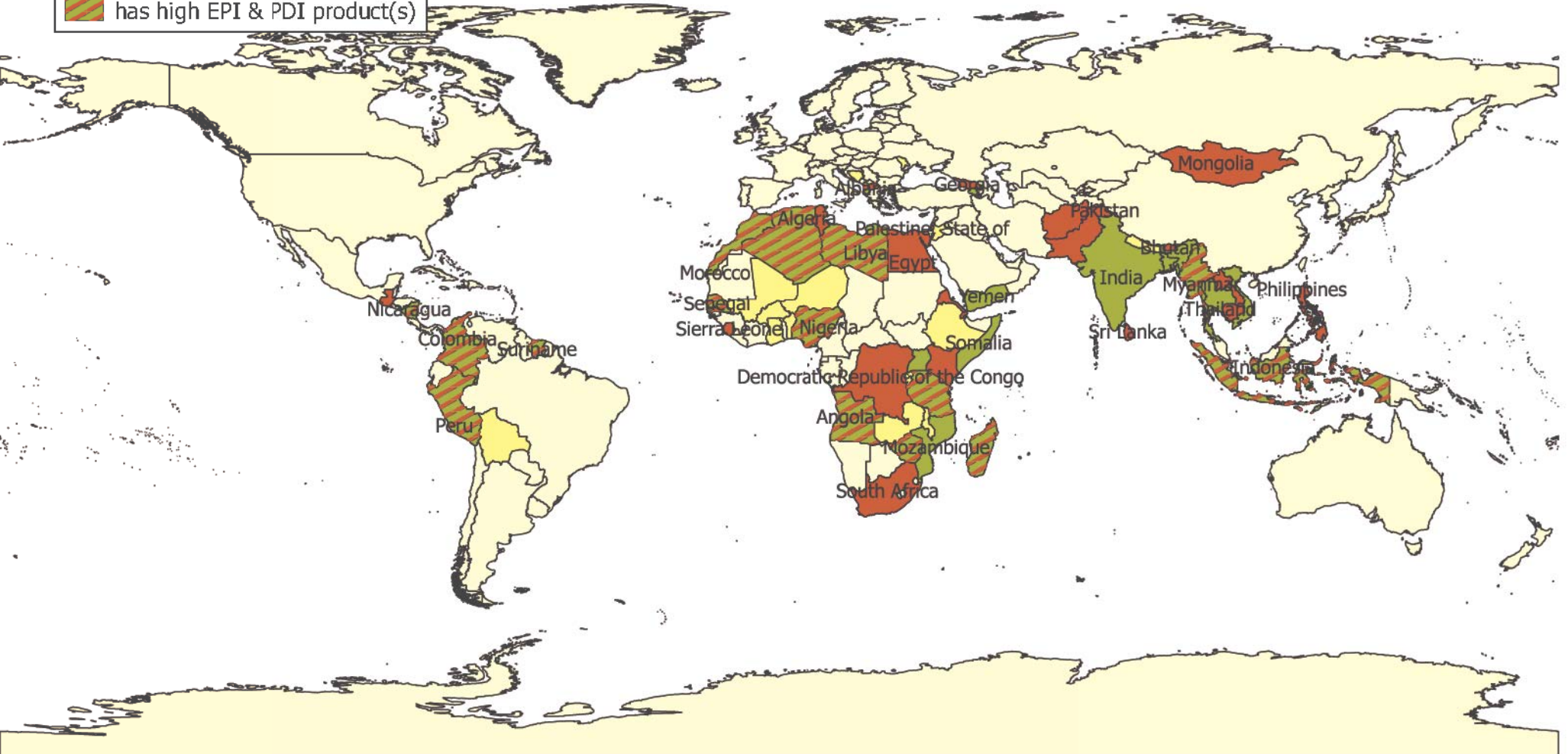
Product / product group description	Country	Export potential value (in US\$ thousand)	% of unused potential	Export potential rank	Product diversification rank	Would this product help the country improving its...?			
						level of technology	stability of export revenues	SME presence	female labour participation
9030XX: Oscilloscope, spectrum analysers and similar instruments	Angola	48	44%	7	1256	●	●	●	●
84XXXd: Parts and accessories for printers, copying machines, computers & oth	Djibouti	20	90%	5	1199	●	●	●	●
85XXXa: Parts of telephone sets and other transmission apparatus	Djibouti	3	86%	10	1180	●	●	●	●
903180: Measuring or checking instruments, appliances and machines, nes	Libya	14	37%	8	1158	●	●	●	●
85XXXb: Smart cards; electronic integrated circuits; other electrical machines an	Mali	155	37%	7	1074	●	●	●	●
854140: Photosensitive semiconduct device,photovoltaic cells&light emit diodes	Mongolia	126	100%	4	1051	●	●	●	●
853641: Electrical relays for a voltage not exceeding 60 volts	Niger	429	55%	5	845	●	●	●	●
84XXXd: Parts and accessories for printers, copying machines, computers & oth	Niger	38	74%	9	987	●	●	●	●
85XXXb: Smart cards; electronic integrated circuits; other electrical machines an	Philippines	709,697	3%	2		●	●	●	●
854140: Photosensitive semiconduct device,photovoltaic cells&light emit diodes	Philippines	518,177	48%	4		●	●	●	●
84XXXd: Parts and accessories for printers, copying machines, computers & oth	Philippines	385,634	34%	5		●	●	●	●
850440: Static converters, nes	Philippines	180,645	58%	6		●	●	●	●
850440: Static converters, nes	Sierra Leone	390	75%	5	569	●	●	●	●
84XXXd: Parts and accessories for printers, copying machines, computers & oth	Thailand	1,072,612	74%	1		●	●	●	●
85XXXb: Smart cards; electronic integrated circuits; other electrical machines an	Thailand	565,486	9%	4		●	●	●	●
85XXXa: Parts of telephone sets and other transmission apparatus	Thailand	363,371	29%	10		●	●	●	●
852290: Parts and accessories of apparatus of heading Nos 85.19 to 85.21, nes	Thailand	43,646	18%	52	6	●	●	●	●
853224: Electrical capacitors, fixed, ceramic dielectric, multilayer, nes	Thailand	240	36%	732	10	●	●	●	●
853690: Electrical app for switchg/protec elec circuits,not exced 1,000 V,nes	Tunisia	174,345	14%	8		●	●	●	●
853180: Electric sound or visual signalling apparatus, nes	Tunisia	121,015	34%	10	746	●	●	●	●

Note: Empty cells for Export potential value and rank indicate that the product has not been continuously supplied in the years 2011-2013. Empty cells for the Product diversification rank indicate that the product does not represent a diversification opportunity (either because it already exceeds 0.5% of the country's total exports, or because the country does not have the necessary capacity to supply the product). Empty cells for additional indicators are due to missing data.

Fishery products

Legend

-  CBI countries
-  has high EPI product(s)
-  has high PDI product(s)
-  has high EPI & PDI product(s)



Product / product group description	Country	Export potential value (in US\$ thousand)	% of unused potential	Export potential rank	Product diversification rank	Would this product help the country improving its...?			
						level of technology	stability of export revenues	SME presence	female labour participation
0304Xc: Fish meat, frozen	Afghanistan	0		5		●	●	●	●
030621: Rock lobster&oth sea crawfish not fz,in shell/not,incl boild in shell	Afghanistan	0		6		●	●	●	●
160416: Anchovies, prepared or preserved, whole or in pieces, but not minced	Albania	95,855	77%	1		●	●	●	●
0306Xa: Frozen shrimps and prawns	Albania	56	38%	170	8	●	●	●	●
030759: Octopus, frozen, dried, salted or in brine	Algeria	5,229	67%	4	42	●	●	●	●
0306Xa: Frozen shrimps and prawns	Algeria	2,133	52%	6	54	●	●	●	●
0302Xc: Other fresh or chilled fish, whole	Algeria	879	55%	8	29	●	●	●	●
030751: Octopus, live, fresh or chilled	Algeria	597	93%	9	482	●	●	●	●
030621: Rock lobster&oth sea crawfish not fz,in shell/not,incl boild in shell	Algeria	33	68%	19	10	●	●	●	●
160530: Lobster, prepared or preserved	Algeria	0		1		●	●	●	●
0306Xa: Frozen shrimps and prawns	Angola	12,650	23%	1	79	●	●	●	●
0305Xb: Other cured fish; fins, heads, tails, maws and other edible fish offal, exc	Angola	31	100%	10	37	●	●	●	●
160530: Lobster, prepared or preserved	Angola	0		4		●	●	●	●
030612: Lobsters nes, frozen, in shell or not, including boiled in shell	Angola	0		5		●	●	●	●
030624: Crabs, not frozen, in shell or not, including boiled in shell	Angola	0		9		●	●	●	●
030363: Frozen Cod	Angola	0		10		●	●	●	●
0306Xd: Other crustaceans, not frozen	Armenia	2,900	46%	5		●	●	●	●
0302Xc: Other fresh or chilled fish, whole	Armenia	1,435	100%	10	29	●	●	●	●
0306Xa: Frozen shrimps and prawns	Bangladesh	246,578	44%	10		●	●	●	●
160530: Lobster, prepared or preserved	Bhutan	0		9		●	●	●	●
030342: Tunas, yellowfin, frozen excluding heading No 03.04, livers and roes	Cabo Verde	26,111	51%	1		●	●	●	●
160415: Mackerel, prepared or preserved, whole or in pieces, but not minced	Cabo Verde	8,874	19%	2		●	●	●	●
1604Xa: Prepared or preserved eels and other fish, whole or in pieces (excl. min	Cabo Verde	4,004	55%	3		●	●	●	●
160414: Tunas,skipjack&Atl bonito,prepard/preservd,whole/in pieces,ex mincd	Cabo Verde	901	78%	5		●	●	●	●
0303Xa: Other frozen fish, whole	Cabo Verde	330	3%	9		●	●	●	●
030612: Lobsters nes, frozen, in shell or not, including boiled in shell	Cabo Verde	0		6		●	●	●	●
0306Xa: Frozen shrimps and prawns	Cambodia	436	100%	137	2	●	●	●	●
1605Xa: Prepared or preserved shrimps and prawns	Cambodia	0	100%	332	9	●	●	●	●
160414: Tunas,skipjack&Atl bonito,prepard/preservd,whole/in pieces,ex mincd	Cambodia	0		6		●	●	●	●
160414: Tunas,skipjack&Atl bonito,prepard/preservd,whole/in pieces,ex mincd	Colombia	21,900	72%	5	8	●	●	●	●
0306Xa: Frozen shrimps and prawns	Colombia	15,760	35%	8	10	●	●	●	●
030612: Lobsters nes, frozen, in shell or not, including boiled in shell	Democratic Republic of the Congo	0		3		●	●	●	●
0304Xb: Fish fillets, frozen	Democratic Republic of the Congo	0		8		●	●	●	●
030612: Lobsters nes, frozen, in shell or not, including boiled in shell	Djibouti	0		1		●	●	●	●
0306Xa: Frozen shrimps and prawns	Egypt	0	100%	852	6	●	●	●	●
0304Xc: Fish meat, frozen	Egypt	0		5		●	●	●	●
030612: Lobsters nes, frozen, in shell or not, including boiled in shell	Egypt	0		8		●	●	●	●
030612: Lobsters nes, frozen, in shell or not, including boiled in shell	Eritrea	0		5		●	●	●	●
0304Xb: Fish fillets, frozen	Gambia	755	89%	5		●	●	●	●
030749: Cuttle fish and squid,shelled or not,frozen,dried,salted or in brine	Gambia	687	31%	6		●	●	●	●
0305Xb: Other cured fish; fins, heads, tails, maws and other edible fish offal, exc	Gambia	375	84%	7		●	●	●	●
0303Xa: Other frozen fish, whole	Gambia	265	86%	9		●	●	●	●
030612: Lobsters nes, frozen, in shell or not, including boiled in shell	Gambia	0		10		●	●	●	●
0304Xb: Fish fillets, frozen	Georgia	0		3		●	●	●	●
030611: Rock lobster&oth sea crawfish,frozen in shell/not,incl boild in shell	Georgia	0		4		●	●	●	●
030612: Lobsters nes, frozen, in shell or not, including boiled in shell	Georgia	0		5		●	●	●	●
030621: Rock lobster&oth sea crawfish not fz,in shell/not,incl boild in shell	Georgia	0		8		●	●	●	●

Product / product group description	Country	Export potential value (in US\$ thousand)	% of unused potential	Export potential rank	Product diversification rank	Would this product help the country improving its...?			
						level of technology	stability of export revenues	SME presence	female labour participation
160414: Tunas,skipjack&Atl bonito,prepard/preservd,whole/in pieces,ex mincd	Guatemala	6,148	50%	14	3	●	●	●	●
0304Xb: Fish fillets, frozen	Guatemala	2	70%	374	6	●	●	●	●
0304Xc: Fish meat, frozen	Guatemala	0			8	●	●	●	●
0306Xa: Frozen shrimps and prawns	India	961,167	60%	3		●	●	●	●
0306Xa: Frozen shrimps and prawns	Indonesia	256,518	69%	8		●	●	●	●
160414: Tunas,skipjack&Atl bonito,prepard/preservd,whole/in pieces,ex mincd	Indonesia	92,980	49%	20	7	●	●	●	●
160414: Tunas,skipjack&Atl bonito,prepard/preservd,whole/in pieces,ex mincd	Kenya	10,999	83%	13	10	●	●	●	●
0306Xa: Frozen shrimps and prawns	Kenya	0	74%	843	8	●	●	●	●
1605Xa: Prepared or preserved shrimps and prawns	Kenya	0			9	●	●	●	●
160414: Tunas,skipjack&Atl bonito,prepard/preservd,whole/in pieces,ex mincd	Lao People's Democratic Republic	0			5	●	●	●	●
1605Xa: Prepared or preserved shrimps and prawns	Lao People's Democratic Republic	0			7	●	●	●	●
0304Xb: Fish fillets, frozen	Libya	2,225	100%	1	85	●	●	●	●
0303Xb: Frozen tuna, whole	Libya	123	100%	2	97	●	●	●	●
160530: Lobster, prepared or preserved	Libya	0			3	●	●	●	●
030614: Crabs frozen, in shell or not, including boiled in shell	Libya	0			5	●	●	●	●
030364: Frozen Haddock	Libya	0			9	●	●	●	●
030363: Frozen Cod	Libya	0			10	●	●	●	●
0302Xc: Other fresh or chilled fish, whole	Macedonia, The Former Yugoslav Republic of	0			10	●	●	●	●
0306Xa: Frozen shrimps and prawns	Madagascar	75,875	39%	2		●	●	●	●
160414: Tunas,skipjack&Atl bonito,prepard/preservd,whole/in pieces,ex mincd	Madagascar	43,450	27%	4		●	●	●	●
030612: Lobsters nes, frozen, in shell or not, including boiled in shell	Madagascar	0			5	●	●	●	●
0304Xa: Fish fillets and pieces, fresh or chilled	Maldives	27,072	8%	1		●	●	●	●
160414: Tunas,skipjack&Atl bonito,prepard/preservd,whole/in pieces,ex mincd	Maldives	18,077	59%	2		●	●	●	●
030232: Tunas,yellowfin,fresh or chilled,excl heading No 03.04,livers and roes	Maldives	13,136	5%	3		●	●	●	●
030342: Tunas, yellowfin, frozen excluding heading No 03.04, livers and roes	Maldives	5,653	99%	4		●	●	●	●
0305Xb: Other cured fish; fins, heads, tails, maws and other edible fish offal, exc	Maldives	2,564	99%	5		●	●	●	●
0302Xc: Other fresh or chilled fish, whole	Maldives	1,679	94%	6		●	●	●	●
0304Xb: Fish fillets, frozen	Maldives	1,015	54%	7		●	●	●	●
0304Xc: Fish meat, frozen	Maldives	73	45%	8	51	●	●	●	●
0302Xb: Fresh or chilled tuna, whole	Maldives	48	56%	9		●	●	●	●
030233: Skipjack o stripe-bellid bonito,fr o chd,ex headg No 03.04,livers&roes	Maldives	9	91%	10	310	●	●	●	●
030621: Rock lobster&oth sea crawfish not fz,in shell/not,incl boild in shell	Mongolia	0			1	●	●	●	●
0304Xb: Fish fillets, frozen	Mongolia	0			4	●	●	●	●
030759: Octopus, frozen, dried, salted or in brine	Morocco	522,464	58%	3		●	●	●	●
160413: Sardines,sardinella&brislq o sprats prep o preservd,whole o pce ex mincd	Morocco	286,173	60%	5		●	●	●	●
160416: Anchovies, prepared or preserved, whole or in pieces, but not minced	Morocco	135,755	55%	10	404	●	●	●	●
0306Xa: Frozen shrimps and prawns	Morocco	26,683	48%	49	2	●	●	●	●
0306Xa: Frozen shrimps and prawns	Mozambique	111,167	74%	2		●	●	●	●
0305Xb: Other cured fish; fins, heads, tails, maws and other edible fish offal, exc	Mozambique	10,368	100%	10	46	●	●	●	●
0306Xa: Frozen shrimps and prawns	Myanmar	11,036	90%	5		●	●	●	●
160414: Tunas,skipjack&Atl bonito,prepard/preservd,whole/in pieces,ex mincd	Myanmar	0			4	●	●	●	●
0306Xa: Frozen shrimps and prawns	Nicaragua	27,012	15%	2		●	●	●	●
030611: Rock lobster&oth sea crawfish,frozen in shell/not,incl boild in shell	Nicaragua	12,955	34%	4		●	●	●	●
030612: Lobsters nes, frozen, in shell or not, including boiled in shell	Nicaragua	0			1	●	●	●	●
0306Xa: Frozen shrimps and prawns	Nigeria	100,518	70%	3	28	●	●	●	●
030612: Lobsters nes, frozen, in shell or not, including boiled in shell	Nigeria	0			3	●	●	●	●
0306Xa: Frozen shrimps and prawns	Pakistan	31,004	100%	26	5	●	●	●	●


Product / product group description	Country	Export potential value (in US\$ thousand)	% of unused potential	Export potential rank	Product diversification rank	Would this product help the country improving its...?			
						level of technology	stability of export revenues	SME presence	female labour participation
160414: Tunas,skipjack&Atl bonito,prepard/preservd,whole/in pieces,ex mincd	Pakistan	0		6		●	●	●	●
160416: Anchovies, prepared or preserved, whole or in pieces, but not minced	Palestine, State of	0		7		●	●	●	●
030749: Cuttle fish and squid,shelled or not,frozen,dried,salted or in brine	Peru	82,031	38%	7	20	●	●	●	●
0306Xa: Frozen shrimps and prawns	Peru	41,303	52%	12	6	●	●	●	●
160414: Tunas,skipjack&Atl bonito,prepard/preservd,whole/in pieces,ex mincd	Peru	1,766	24%	90	7	●	●	●	●
030611: Rock lobster&oth sea crawfish,frozen in shell/not,incl boild in shell	Peru	0		9		●	●	●	●
0306Xa: Frozen shrimps and prawns	Philippines	13,975	73%	42	4	●	●	●	●
1605Xa: Prepared or preserved shrimps and prawns	Philippines	651	67%	230	9	●	●	●	●
0302Xc: Other fresh or chilled fish, whole	Senegal	37,606	31%	2		●	●	●	●
030759: Octopus, frozen, dried, salted or in brine	Senegal	36,516	31%	3		●	●	●	●
0303Xa: Other frozen fish, whole	Senegal	23,336	58%	4		●	●	●	●
030749: Cuttle fish and squid,shelled or not,frozen,dried,salted or in brine	Senegal	17,187	30%	5		●	●	●	●
0306Xa: Frozen shrimps and prawns	Senegal	16,986	40%	6		●	●	●	●
0304Xb: Fish fillets, frozen	Senegal	6,983	23%	8		●	●	●	●
160414: Tunas,skipjack&Atl bonito,prepard/preservd,whole/in pieces,ex mincd	Senegal	6,936	51%	9		●	●	●	●
030612: Lobsters nes, frozen, in shell or not, including boiled in shell	Senegal	0		7		●	●	●	●
0304Xb: Fish fillets, frozen	Sierra Leone	0		2		●	●	●	●
030612: Lobsters nes, frozen, in shell or not, including boiled in shell	Sierra Leone	0		9		●	●	●	●
0303Xa: Other frozen fish, whole	Somalia	17	100%	4		●	●	●	●
030612: Lobsters nes, frozen, in shell or not, including boiled in shell	Somalia	8	100%	7	23	●	●	●	●
0305Xb: Other cured fish; fins, heads, tails, maws and other edible fish ofal, exc	Somalia	1	99%	9	157	●	●	●	●
0304Xb: Fish fillets, frozen	South Africa	57,070	44%	15	10	●	●	●	●
0306Xa: Frozen shrimps and prawns	Sri Lanka	6,733	98%	60	2	●	●	●	●
1605Xa: Prepared or preserved shrimps and prawns	Sri Lanka	0	42%	617	6	●	●	●	●
160414: Tunas,skipjack&Atl bonito,prepard/preservd,whole/in pieces,ex mincd	Sri Lanka	0	55%	764	4	●	●	●	●
0306Xa: Frozen shrimps and prawns	Suriname	24,497	65%	3		●	●	●	●
0304Xb: Fish fillets, frozen	Suriname	8,236	94%	4	15	●	●	●	●
0303Xa: Other frozen fish, whole	Suriname	4,640	63%	6		●	●	●	●
030232: Tunas,yellowfin,fresh or chilled,excl heading No 03.04,livers and roes	Suriname	3,543	100%	7	161	●	●	●	●
0302Xc: Other fresh or chilled fish, whole	Suriname	2,035	88%	9		●	●	●	●
0304Xc: Fish meat, frozen	Suriname	1,556	97%	10	36	●	●	●	●
030612: Lobsters nes, frozen, in shell or not, including boiled in shell	Suriname	0		2		●	●	●	●
0304Xb: Fish fillets, frozen	Tanzania, United Republic of	21,804	38%	3		●	●	●	●
0304Xa: Fish fillets and pieces, fresh or chilled	Tanzania, United Republic of	14,492	19%	6		●	●	●	●
0306Xa: Frozen shrimps and prawns	Tanzania, United Republic of	921	67%	24	6	●	●	●	●
030612: Lobsters nes, frozen, in shell or not, including boiled in shell	Tanzania, United Republic of	34	71%	115	9	●	●	●	●
160414: Tunas,skipjack&Atl bonito,prepard/preservd,whole/in pieces,ex mincd	Tanzania, United Republic of	0		10		●	●	●	●
160414: Tunas,skipjack&Atl bonito,prepard/preservd,whole/in pieces,ex mincd	Thailand	827,862	61%	3		●	●	●	●
0306Xa: Frozen shrimps and prawns	Thailand	406,770	51%	6		●	●	●	●
1605Xa: Prepared or preserved shrimps and prawns	Thailand	370,159	48%	9		●	●	●	●
0306Xa: Frozen shrimps and prawns	Tunisia	15,706	70%	73	8	●	●	●	●
1605Xa: Prepared or preserved shrimps and prawns	Tunisia	0		6		●	●	●	●
0304Xa: Fish fillets and pieces, fresh or chilled	Uganda	20,304	28%	4		●	●	●	●
0305Xb: Other cured fish; fins, heads, tails, maws and other edible fish ofal, exc	Uganda	5,646	100%	6		●	●	●	●
0304Xb: Fish fillets, frozen	Uganda	4,251	43%	8		●	●	●	●
0304Xb: Fish fillets, frozen	Viet Nam	535,973	20%	3		●	●	●	●
0306Xa: Frozen shrimps and prawns	Viet Nam	511,747	58%	4		●	●	●	●

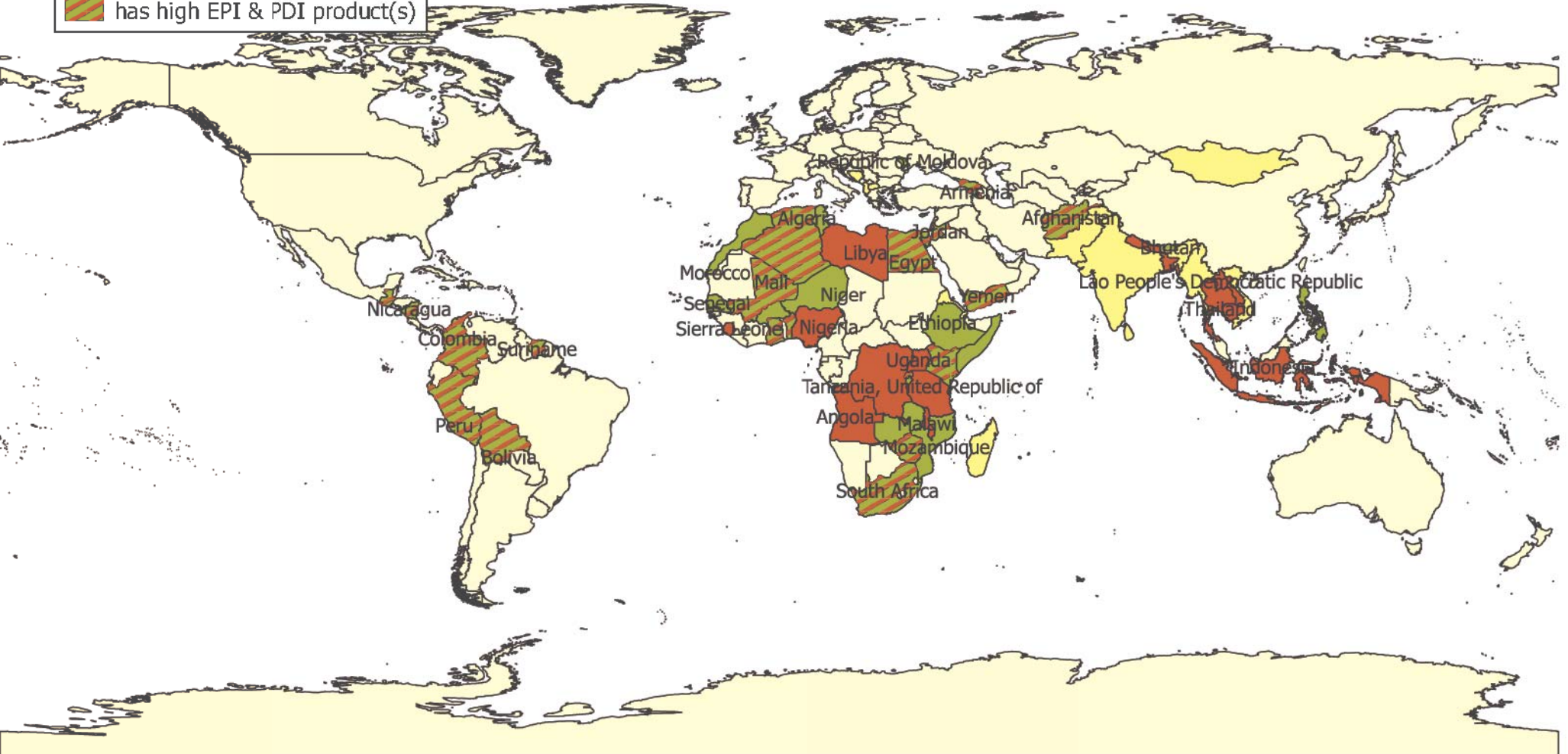
Product / product group description	Country	Export potential value (in US\$ thousand)	% of unused potential	Export potential rank	Product diversification rank	Would this product help the country improving its...?			
						level of technology	stability of export revenues	SME presence	female labour participation
030749: Cuttle fish and squid,shelled or not,frozen,dried,salted or in brine	Yemen	3,928	44%	2	50	●	●	●	●
0302Xc: Other fresh or chilled fish, whole	Yemen	3,386	74%	3	45	●	●	●	●
0303Xa: Other frozen fish, whole	Yemen	1,368	9%	7	35	●	●	●	●
030741: Cuttle fish and squid, shelled or not, live, fresh or chilled	Yemen	1,299	31%	8	124	●	●	●	●
0303Xa: Other frozen fish, whole	Zimbabwe	1,453	98%	7	98	●	●	●	●
030621: Rock lobster&oth sea crawfish not fz,in shell/not,incl boild in shell	Zimbabwe	0		7		●	●	●	●

Note: Empty cells for Export potential value and rank indicate that the product has not been continuously supplied in the years 2011-2013. Empty cells for the Product diversification rank indicate that the product does not represent a diversification opportunity (either because it already exceeds 0.5% of the country's total exports, or because the country does not have the necessary capacity to supply the product). Empty cells for additional indicators are due to missing data.

Fresh fruit & vegetables

Legend

-  CBI countries
-  has high EPI product(s)
-  has high PDI product(s)
-  has high EPI & PDI product(s)



Product / product group description	Country	Export potential value (in US\$ thousand)		Export potential rank	Product diversification rank	Would this product help the country improving its...?			
			% of unused potential			level of technology	stability of export revenues	SME presence	female labour participation
080420: Figs, fresh or dried	Afghanistan	3,806	100%	2		●	●		
080610: Grapes, fresh	Afghanistan	2,786	98%	4		●	●		
080719: Melons, fresh, other than watermelons	Afghanistan	31	95%	29	8	●	●		
070960: Peppers of the genus Capsicum or of the genus Pimenta, fresh or chilled	Afghanistan	0			9	●	●		
070930: Aubergines(egg-plants), fresh or chilled	Afghanistan	0			10	●	●		
080410: Dates, fresh or dried	Algeria	30,688	54%	2	8	●	●		
0709Xb: Mushrooms, fresh or chilled	Algeria	10,610	100%	3	233	●	●		
080719: Melons, fresh, other than watermelons	Algeria	0			4	●	●		
080410: Dates, fresh or dried	Angola	0			6	●	●		
080910: Apricots, fresh	Armenia	8,532	100%	1	56	●	●		
080610: Grapes, fresh	Armenia	7,460	100%	2	35	●	●		
0810XX: Fruits nes, fresh	Armenia	79	100%	61	5	●	●		
080719: Melons, fresh, other than watermelons	Armenia	0			2	●	●		
080420: Figs, fresh or dried	Armenia	0			6	●	●		
080520: Mandarins(tang&sats)clementines&wilkgs &sim citrus hybrids, fresh/dried	Armenia	0			7	●	●		
071410: Manioc (cassava), fresh or dried, whether or not sliced or pelleted	Bangladesh	0			7	●	●		
080430: Pineapples, fresh or dried	Benin	207	57%	6	21	●	●		
0803: Bananas and plantains, fresh or dried	Benin	0			7	●	●		
0709Xb: Mushrooms, fresh or chilled	Bhutan	1	100%	8	505	●	●		
0803: Bananas and plantains, fresh or dried	Bolivia	8,022	100%	3	10	●	●		
080450: Guavas, mangoes and mangosteens, fresh or dried	Burkina Faso	22,159	79%	2		●	●		
070200: Tomatoes, fresh or chilled	Burkina Faso	1,869	100%	6	281	●	●		
070820: Beans, shelled or unshelled, fresh or chilled	Burkina Faso	1,442	64%	7	28	●	●		
0810XX: Fruits nes, fresh	Burundi	53	62%	3	69	●	●		
0803: Bananas and plantains, fresh or dried	Burundi	32	60%	4	13	●	●		
0709Xa: Vegetables nes, fresh or chilled	Burundi	23	96%	6	125	●	●		
070930: Aubergines(egg-plants), fresh or chilled	Burundi	10	98%	7	145	●	●		
080440: Avocados, fresh or dried	Burundi	8	84%	9	42	●	●		
0803: Bananas and plantains, fresh or dried	Cambodia	7	72%	267	5	●	●		
0803: Bananas and plantains, fresh or dried	Colombia	591,369	3%	2		●	●		
080430: Pineapples, fresh or dried	Colombia	1,290	66%	73	2	●	●		
080450: Guavas, mangoes and mangosteens, fresh or dried	Colombia	161	9%	216	5	●	●		
0803: Bananas and plantains, fresh or dried	Democratic Republic of the Congo	84	90%	17	4	●	●		
080430: Pineapples, fresh or dried	Democratic Republic of the Congo	0			9	●	●		
080510: Oranges, fresh or dried	Egypt	359,060	78%	1		●	●		
080610: Grapes, fresh	Egypt	122,969	20%	5		●	●		
070190: Potatoes, fresh or chilled nes	Egypt	75,229	33%	7		●	●		
070310: Onions and shallots, fresh or chilled	Egypt	70,389	43%	8		●	●		
070820: Beans, shelled or unshelled, fresh or chilled	Egypt	68,442	37%	9	43	●	●		
0810XX: Fruits nes, fresh	Egypt	30,852	85%	22	4	●	●		
080410: Dates, fresh or dried	Egypt	12,981	94%	53	7	●	●		
080719: Melons, fresh, other than watermelons	Egypt	5,599	56%	88	2	●	●		
070960: Peppers of the genus Capsicum or of the genus Pimenta, fresh or chilled	Egypt	1,316	26%	176	10	●	●		
0709Xa: Vegetables nes, fresh or chilled	Ethiopia	69,207	92%	3		●	●		
070820: Beans, shelled or unshelled, fresh or chilled	Ethiopia	4,080	46%	9	66	●	●		
080450: Guavas, mangoes and mangosteens, fresh or dried	Gambia	2,481	36%	4		●	●		
080520: Mandarins(tang&sats)clementines&wilkgs &sim citrus hybrids, fresh/dried	Georgia	7,211	100%	3		●	●		

Product / product group description	Country	Export potential value (in US\$ thousand)	% of unused potential	Export potential rank	Product diversification rank	Would this product help the country improving its...?			
						level of technology	stability of export revenues	SME presence	female labour participation
0810XX: Fruits nes, fresh	Georgia	842	100%	10	46	●	●	●	●
0803: Bananas and plantains, fresh or dried	Georgia	0			6	●	●	●	●
081040: Cranberries, bilberries and other fruits of the genus Vaccinium, fresh	Georgia	0			10	●	●	●	●
080430: Pineapples, fresh or dried	Ghana	22,826	33%	5		●	●	●	●
0803: Bananas and plantains, fresh or dried	Ghana	7,432	25%	13	4	●	●	●	●
0803: Bananas and plantains, fresh or dried	Guatemala	97,743	92%	2		●	●	●	●
080719: Melons, fresh, other than watermelons	Guatemala	24,959	94%	4		●	●	●	●
080430: Pineapples, fresh or dried	Guatemala	1,856	96%	31	2	●	●	●	●
0803: Bananas and plantains, fresh or dried	Indonesia	697	100%	397	5	●	●	●	●
070200: Tomatoes, fresh or chilled	Jordan	9,364	78%	1		●	●	●	●
080930: Peaches, including nectarines, fresh	Jordan	5,757	100%	3		●	●	●	●
080719: Melons, fresh, other than watermelons	Jordan	534	99%	30	3	●	●	●	●
0805XX: Fresh or dried lemons, limes, and other citrus fruit	Jordan	195	100%	65	8	●	●	●	●
080510: Oranges, fresh or dried	Jordan	94	97%	89	5	●	●	●	●
0803: Bananas and plantains, fresh or dried	Jordan	0			1	●	●	●	●
070820: Beans, shelled or unshelled, fresh or chilled	Kenya	85,084	20%	4		●	●	●	●
080440: Avocados, fresh or dried	Kenya	23,437	49%	7		●	●	●	●
070810: Peas, shelled or unshelled, fresh or chilled	Kenya	21,743	9%	8		●	●	●	●
080430: Pineapples, fresh or dried	Kenya	340	76%	101	3	●	●	●	●
0803: Bananas and plantains, fresh or dried	Kenya	40	53%	219	2	●	●	●	●
0803: Bananas and plantains, fresh or dried	Lao People's Democratic Republic	1,658	100%	26	8	●	●	●	●
080410: Dates, fresh or dried	Libya	0			1	●	●	●	●
0803: Bananas and plantains, fresh or dried	Malawi	0			10	●	●	●	●
080450: Guavas, mangoes and mangosteens, fresh or dried	Mali	4,946	8%	1		●	●	●	●
0803: Bananas and plantains, fresh or dried	Mali	0			4	●	●	●	●
070820: Beans, shelled or unshelled, fresh or chilled	Morocco	536,042	68%	2		●	●	●	●
070200: Tomatoes, fresh or chilled	Morocco	356,143	18%	4		●	●	●	●
080520: Mandarins(tang&sats)clementines&wilkgs &sim citrus hybrids,fresh/drid	Morocco	283,715	69%	6		●	●	●	●
0803: Bananas and plantains, fresh or dried	Mozambique	134,460	100%	1		●	●	●	●
0803: Bananas and plantains, fresh or dried	Nepal	0			8	●	●	●	●
0803: Bananas and plantains, fresh or dried	Nicaragua	5,288	100%	10		●	●	●	●
080430: Pineapples, fresh or dried	Nicaragua	1	92%	117	4	●	●	●	●
070310: Onions and shallots, fresh or chilled	Niger	1,527	99%	2		●	●	●	●
0714XX: Arrowroot, salep (yams), etc	Niger	263	68%	6	105	●	●	●	●
0803: Bananas and plantains, fresh or dried	Nigeria	2	90%	153	6	●	●	●	●
080410: Dates, fresh or dried	Palestine, State of	880	64%	4		●	●	●	●
081010: Strawberries, fresh	Palestine, State of	570	47%	6		●	●	●	●
070390: Leeks and other alliaceous vegetables, fresh or chilled	Palestine, State of	381	72%	7		●	●	●	●
0805XX: Fresh or dried lemons, limes, and other citrus fruit	Palestine, State of	372	100%	8	35	●	●	●	●
0709Xa: Vegetables nes, fresh or chilled	Palestine, State of	294	60%	10		●	●	●	●
080719: Melons, fresh, other than watermelons	Palestine, State of	0			1	●	●	●	●
070930: Aubergines(egg-plants), fresh or chilled	Palestine, State of	0			5	●	●	●	●
0810XX: Fruits nes, fresh	Palestine, State of	0			9	●	●	●	●
070920: Asparagus, fresh or chilled	Palestine, State of	0			10	●	●	●	●
080610: Grapes, fresh	Peru	199,222	53%	2		●	●	●	●
070920: Asparagus, fresh or chilled	Peru	142,776	14%	4		●	●	●	●
0803: Bananas and plantains, fresh or dried	Peru	86,453	40%	6	2	●	●	●	●

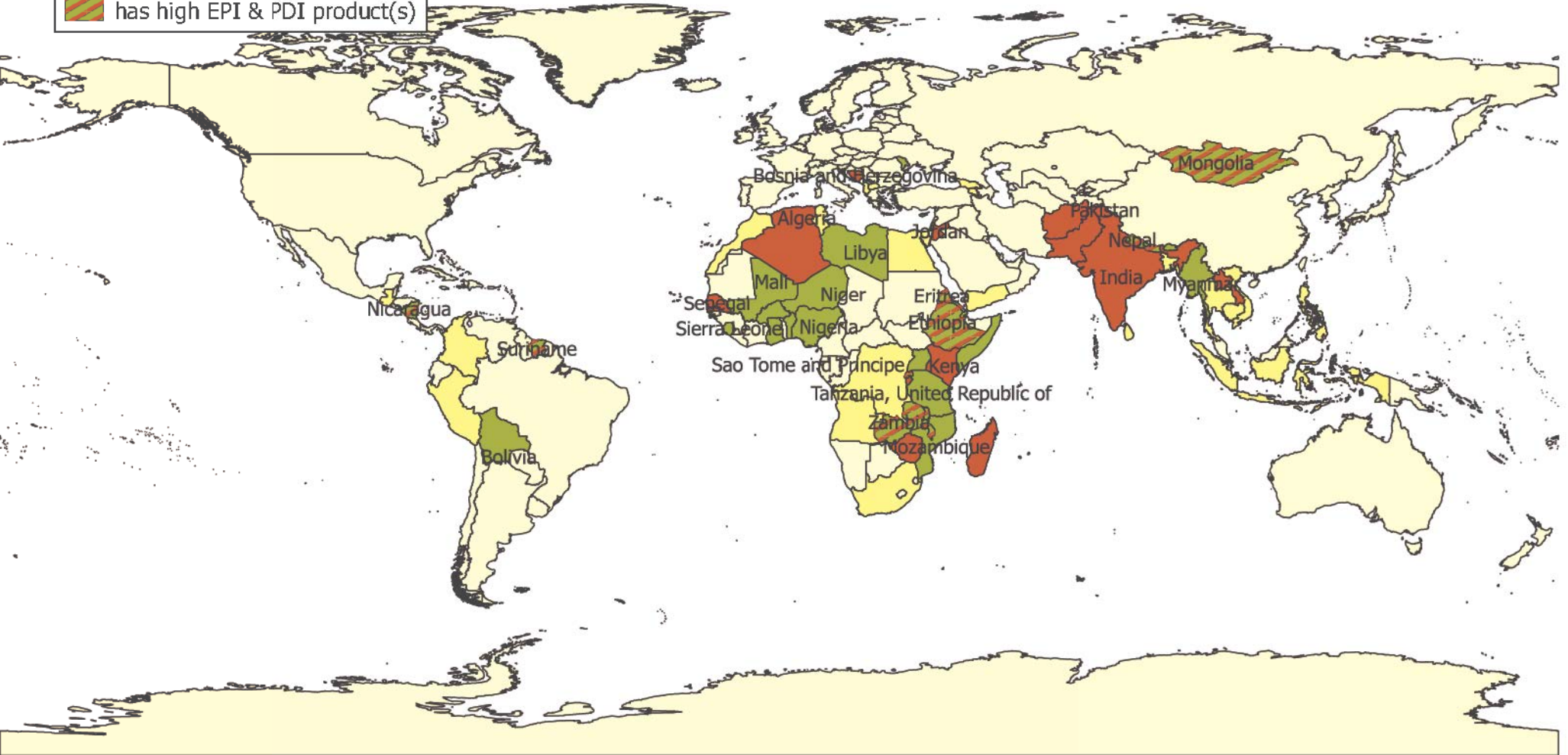
Product / product group description	Country	Export potential value (in US\$ thousand)	% of unused potential	Export potential rank	Product diversification rank	Would this product help the country improving its...?			
						level of technology	stability of export revenues	SME presence	female labour participation
080440: Avocados, fresh or dried	Peru	77,917	5%	8	56	●	●		
080450: Guavas, mangoes and mangosteens, fresh or dried	Peru	77,800	9%	9	10	●	●		
0803: Bananas and plantains, fresh or dried	Philippines	623,154	99%	3		●	●		
080430: Pineapples, fresh or dried	Philippines	130,251	100%	8	77	●	●		
080810: Apples, fresh	Republic of Moldova	20,826	98%	8		●	●		
070820: Beans, shelled or unshelled, fresh or chilled	Rwanda	190	95%	4	31	●	●		
070190: Potatoes, fresh or chilled nes	Rwanda	32	100%	10	413	●	●		
0803: Bananas and plantains, fresh or dried	Rwanda	1	36%	39	9	●	●		
0801XX: Coconuts, not desiccated	Sao Tome and Principe	71	98%	3	79	●	●		
070820: Beans, shelled or unshelled, fresh or chilled	Senegal	11,795	44%	7		●	●		
080719: Melons, fresh, other than watermelons	Senegal	5,298	51%	10	29	●	●		
0803: Bananas and plantains, fresh or dried	Sierra Leone	0		7		●	●		
0805XX: Fresh or dried lemons, limes, and other citrus fruit	Somalia	13	95%	5	319	●	●		
080610: Grapes, fresh	South Africa	436,458	12%	2		●	●		
080510: Oranges, fresh or dried	South Africa	301,562	24%	4		●	●		
080540: Grapefruit, fresh or dried	South Africa	163,069	55%	6	69	●	●		
080810: Apples, fresh	South Africa	108,833	35%	7	122	●	●		
0805XX: Fresh or dried lemons, limes, and other citrus fruit	South Africa	103,002	59%	8	25	●	●		
0808XX: Pears and quinces, fresh	South Africa	92,652	13%	10	63	●	●		
080440: Avocados, fresh or dried	South Africa	44,454	16%	19	7	●	●		
080430: Pineapples, fresh or dried	South Africa	18,108	53%	38	6	●	●		
080450: Guavas, mangoes and mangosteens, fresh or dried	South Africa	10,580	59%	59	9	●	●		
0803: Bananas and plantains, fresh or dried	South Africa	8,495	97%	74	4	●	●		
0803: Bananas and plantains, fresh or dried	Suriname	205,490	86%	1		●	●		
080430: Pineapples, fresh or dried	Suriname	0		9		●	●		
0803: Bananas and plantains, fresh or dried	Tanzania, United Republic of	57	86%	97	4	●	●		
0803: Bananas and plantains, fresh or dried	Thailand	12,978	96%	138	4	●	●		
080410: Dates, fresh or dried	Tunisia	270,350	67%	4		●	●		
080430: Pineapples, fresh or dried	Uganda	505	66%	27	8	●	●		
0803: Bananas and plantains, fresh or dried	Uganda	504	31%	28	5	●	●		
0803: Bananas and plantains, fresh or dried	Yemen	4,339	100%	1	9	●	●		
080450: Guavas, mangoes and mangosteens, fresh or dried	Yemen	2,926	100%	4	24	●	●		
0810XX: Fruits nes, fresh	Yemen	1,123	100%	9	69	●	●		
070310: Onions and shallots, fresh or chilled	Yemen	837	100%	10	73	●	●		
070820: Beans, shelled or unshelled, fresh or chilled	Zambia	14,803	99%	7	29	●	●		
080510: Oranges, fresh or dried	Zimbabwe	4,438	14%	3		●	●		
070810: Peas, shelled or unshelled, fresh or chilled	Zimbabwe	1,091	10%	8	59	●	●		
080720: Papaws (papayas), fresh	Zimbabwe	0		10		●	●		

Note: Empty cells for Export potential value and rank indicate that the product has not been continuously supplied in the years 2011-2013. Empty cells for the Product diversification rank indicate that the product does not represent a diversification opportunity (either because it already exceeds 0.5% of the country's total exports, or because the country does not have the necessary capacity to supply the product). Empty cells for additional indicators are due to missing data.

Grains & pulses

Legend

-  CBI countries
-  has high EPI product(s)
-  has high PDI product(s)
-  has high EPI & PDI product(s)



Product / product group description	Country	Export potential value (in US\$ thousand)	% of unused potential	Export potential rank	Product diversification rank	Would this product help the country improving its...?			
						level of technology	stability of export revenues	SME presence	female labour participation
071340: Lentils dried, shelled, whether or not skinned or split	Afghanistan	29	100%	31	3	●	●		
071350: Broad beans&horse beans dried,shelled,whether or not skinned or split	Algeria	0			9	●	●		
1207Xa: Other oil seeds	Benin	2,086	88%	1		●	●		
100590: Maize (corn) nes	Benin	309	100%	4	65	●	●		
100620: Rice, husked (brown)	Bhutan	2	100%	5	625	●	●	●	●
1201: Soya beans, whether or not broken	Bolivia	14,796	57%	2		●	●		
1008Xb: Fonio, quinoa, triticale and other unmilled cereals	Bolivia	6,614	9%	5		●	●		
071333: Kidney beans&white pea beans drid shelld,whether o not skinnd o split	Bolivia	6,065	82%	6	38	●	●		
1001Xb: Wheat and meslin, except durum	Bosnia and Herzegovina	116	44%	250	7	●	●		
1205: Rape or colza seeds, whether or not broken	Bosnia and Herzegovina	0			4	●	●		
120740: Sesamum seeds, whether or not broken	Burkina Faso	34,799	93%	1		●	●		
1207Xa: Other oil seeds	Burkina Faso	4,083	83%	5		●	●		
071333: Kidney beans&white pea beans drid shelld,whether o not skinnd o split	Burkina Faso	733	90%	8	18	●	●		
1008Xb: Fonio, quinoa, triticale and other unmilled cereals	Burkina Faso	484	99%	10	430	●	●		
120740: Sesamum seeds, whether or not broken	Burundi	0			7	●	●		
071333: Kidney beans&white pea beans drid shelld,whether o not skinnd o split	Djibouti	136	64%	2		●	●		
1207Xa: Other oil seeds	Djibouti	52	61%	4	105	●	●		
071331: Urd,mung,black/green gram beans drid shelld,whether/not skinnd/split	Djibouti	18	99%	6	32	●	●		
071320: Chickpeas, dried, shelled, whether or not skinned or split	Djibouti	14	90%	7	53	●	●		
071333: Kidney beans&white pea beans drid shelld,whether o not skinnd o split	Eritrea	252	100%	3	53	●	●		
0713Xb: Dried pigeon peas and other leguminous vegetables, shelled	Eritrea	0			9	●	●		
120740: Sesamum seeds, whether or not broken	Ethiopia	62,656	81%	4		●	●		
071333: Kidney beans&white pea beans drid shelld,whether o not skinnd o split	Ethiopia	24,387	30%	6		●	●		
1207Xa: Other oil seeds	Ethiopia	14,722	84%	7		●	●		
0713Xb: Dried pigeon peas and other leguminous vegetables, shelled	Ethiopia	163	78%	49	9	●	●		
120740: Sesamum seeds, whether or not broken	Gambia	0			7	●	●		
1207Xa: Other oil seeds	Ghana	14,969	88%	9	75	●	●		
120740: Sesamum seeds, whether or not broken	India	82,668	2%	54	10	●	●		
0713Xb: Dried pigeon peas and other leguminous vegetables, shelled	Jordan	0			4	●	●		
120740: Sesamum seeds, whether or not broken	Kenya	128	55%	153	4	●	●		
120740: Sesamum seeds, whether or not broken	Lao People's Democratic Republic	199	100%	75	10	●	●		
100640: Rice, broken	Libya	29	100%	4	378	●	●	●	●
120740: Sesamum seeds, whether or not broken	Madagascar	0			7	●	●		
100590: Maize (corn) nes	Malawi	2,005	94%	8		●	●		
120740: Sesamum seeds, whether or not broken	Malawi	0			5	●	●		
120740: Sesamum seeds, whether or not broken	Mali	3,781	58%	2		●	●		
1008Xa: Millet	Mali	305	98%	5	415	●	●		
1207Xa: Other oil seeds	Mali	135	92%	10	48	●	●		
1205: Rape or colza seeds, whether or not broken	Mongolia	368	100%	2	319	●	●		
071333: Kidney beans&white pea beans drid shelld,whether o not skinnd o split	Mongolia	0			7	●	●		
120740: Sesamum seeds, whether or not broken	Mongolia	0			9	●	●		
120740: Sesamum seeds, whether or not broken	Mozambique	13,304	98%	8		●	●		
071331: Urd,mung,black/green gram beans drid shelld,whether/not skinnd/split	Myanmar	11,808	47%	4		●	●		
071340: Lentils dried, shelled, whether or not skinned or split	Nepal	2,233	88%	5		●	●		
120740: Sesamum seeds, whether or not broken	Nepal	0			5	●	●		
071333: Kidney beans&white pea beans drid shelld,whether o not skinnd o split	Nicaragua	8,681	100%	7		●	●		
120740: Sesamum seeds, whether or not broken	Nicaragua	243	35%	31	5	●	●		

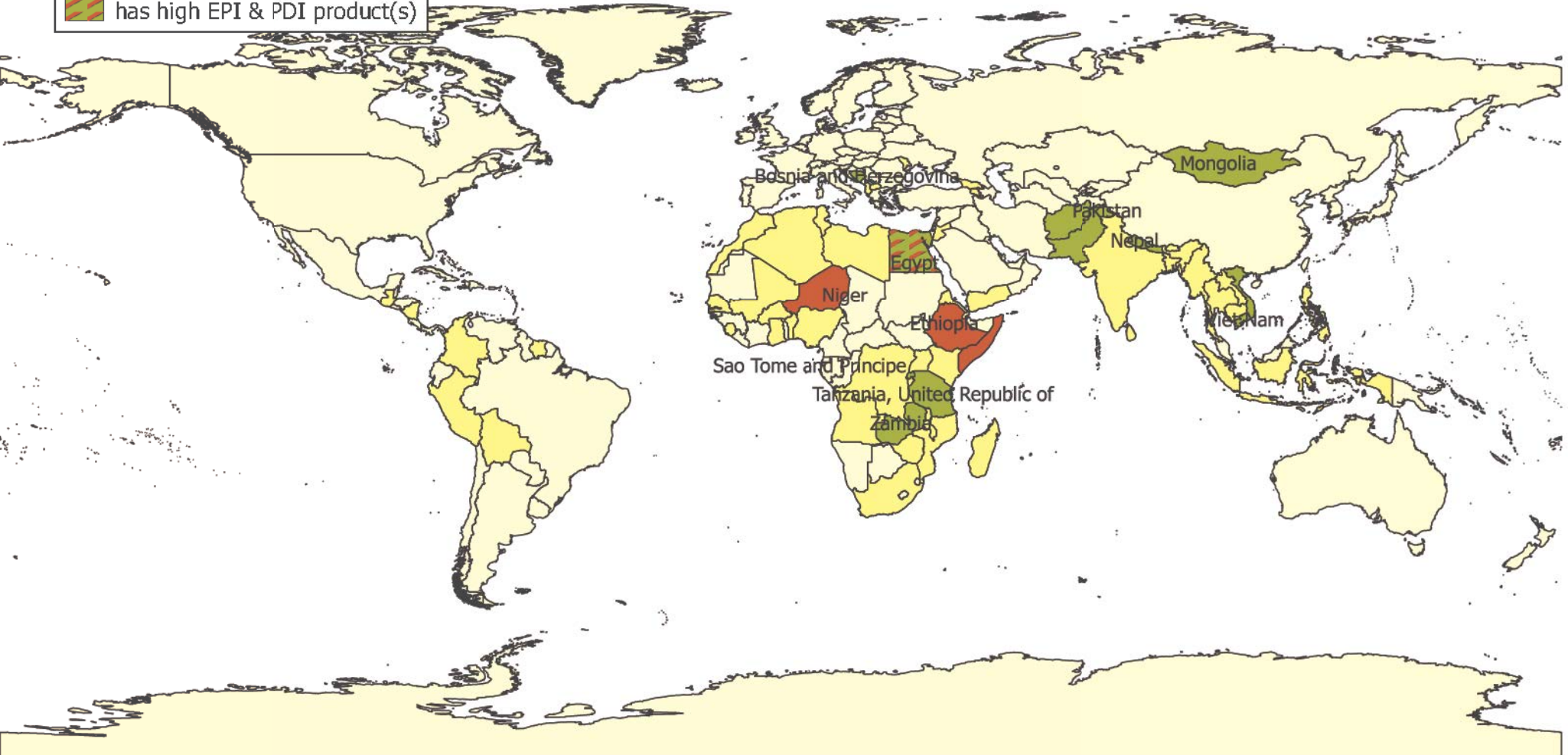
Product / product group description	Country	Export potential value (in US\$ thousand)	% of unused potential	Export potential rank	Product diversification rank	Would this product help the country improving its...?			
						level of technology	stability of export revenues	SME presence	female labour participation
120740: Sesamum seeds, whether or not broken	Niger	500	94%	4		●	●		
120740: Sesamum seeds, whether or not broken	Nigeria	85,553	63%	5	14	■	●	●	
120740: Sesamum seeds, whether or not broken	Pakistan	6,541	64%	74	10	■	●	●	
071340: Lentils dried, shelled, whether or not skinned or split	Palestine, State of	0		4			●	●	
0713Xb: Dried pigeon peas and other leguminous vegetables, shelled	Palestine, State of	0		6			●	●	
120600: Sunflower seeds, whether or not broken	Republic of Moldova	295,456	89%	1		■	●	●	
1001Xb: Wheat and meslin, except durum	Republic of Moldova	21,038	56%	7		■	●	●	
071333: Kidney beans&white pea beans drid shelld,whether o not skinnd o split	Rwanda	35	100%	9	28		●	●	
120740: Sesamum seeds, whether or not broken	Rwanda	0		4			●	●	
1207Xa: Other oil seeds	Sao Tome and Principe	6	99%	5	284		●	●	
120740: Sesamum seeds, whether or not broken	Senegal	1,501	84%	18	9	■	●	●	
1207Xa: Other oil seeds	Sierra Leone	342	88%	8	89	■	●	●	
120740: Sesamum seeds, whether or not broken	Somalia	321	100%	1			●	●	
100620: Rice, husked (brown)	Suriname	28,811	79%	2		■	●	●	●
120740: Sesamum seeds, whether or not broken	Suriname	0		8			●	●	
120740: Sesamum seeds, whether or not broken	Tanzania, United Republic of	15,112	97%	5		■	●	●	
120740: Sesamum seeds, whether or not broken	Uganda	4,064	63%	9		■	●	●	
100590: Maize (corn) nes	Zambia	12,750	100%	8		■	●	●	
100510: Maize (corn) seed	Zambia	9,290	99%	10		■	●	●	
120740: Sesamum seeds, whether or not broken	Zambia	0		7			●	●	
120740: Sesamum seeds, whether or not broken	Zimbabwe	5	100%	111	6		●	●	

Note: Empty cells for Export potential value and rank indicate that the product has not been continuously supplied in the years 2011-2013. Empty cells for the Product diversification rank indicate that the product does not represent a diversification opportunity (either because it already exceeds 0.5% of the country's total exports, or because the country does not have the necessary capacity to supply the product). Empty cells for additional indicators are due to missing data.

Home deco & textiles, toys

Legend

- CBI countries
- has high EPI product(s)
- has high PDI product(s)
- has high EPI & PDI product(s)



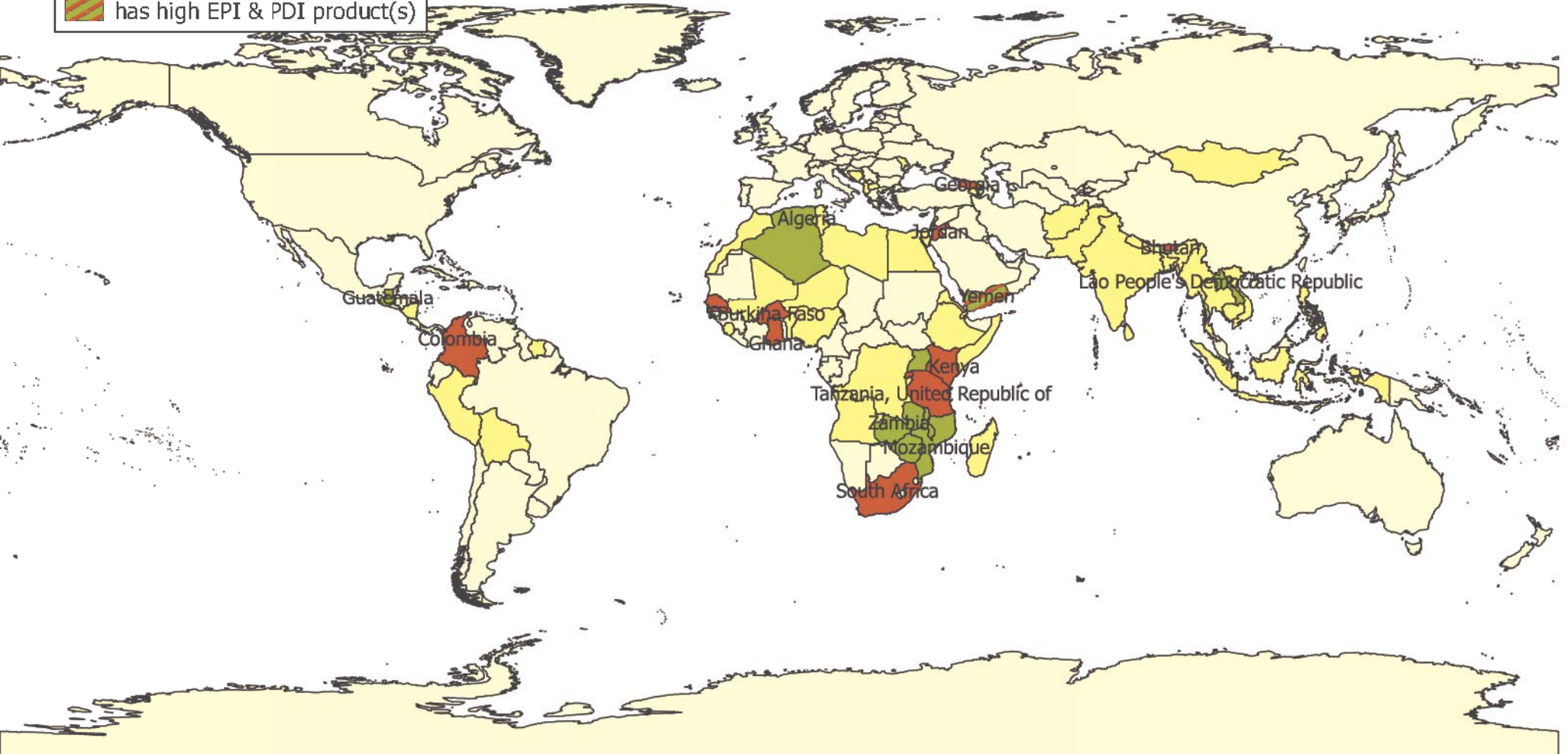
Product / product group description	Country	Export potential value (in US\$ thousand)	% of unused potential	Export potential rank	Product diversification rank	Would this product help the country improving its...?			
						level of technology	stability of export revenues	SME presence	female labour participation
570110: Carpets of wool or fine animal hair, knotted	Afghanistan	2,255	32%	6		●	●	●	●
940161: Seats with wooden frames, upholstered nes	Bosnia and Herzegovina	60,584	16%	3		●	●	●	●
940360: Furniture, wooden, nes	Bosnia and Herzegovina	51,299	22%	4		●	●	●	●
940360: Furniture, wooden, nes	Egypt	81,938	75%	6	393	●	●	●	●
570242: Carpets of man-made textile mat, of woven pile construction, made up, ne	Egypt	0		3		●	●	●	●
570220: Floor coverings of coconut fibres (coir)	Ethiopia	0		8		●	●	●	●
570241: Carpets of wool/fine animal hair, of wovn pile construction, made up, nes	Mongolia	321	89%	3	539	●	●	●	●
441900: Tableware and kitchenware, of wood	Mongolia	85	100%	6	620	●	●	●	●
630120: Blankets (o/t electric) & travelling rugs, of wool or fine animal hair	Mongolia	75	32%	7	144	●	●	●	●
570110: Carpets of wool or fine animal hair, knotted	Nepal	31,753	14%	1		●	●	●	●
570220: Floor coverings of coconut fibres (coir)	Niger	0		7		●	●	●	●
630260: Toilet&kitchen linen, of terry towellg or similar terry fab, of cotton	Pakistan	277,610	35%	3		●	●	●	●
630231: Bed linen, of cotton, nes	Pakistan	265,773	12%	4		●	●	●	●
630210: Bed linen, of textile knitted or crocheted materials	Pakistan	220,125	19%	7		●	●	●	●
4602XX: Basketwork, wickerwork & other articles made from vegetable plaiting r	Rwanda	79	92%	7	545	●	●	●	●
940360: Furniture, wooden, nes	Sao Tome and Principe	0	22%	8	602	●	●	●	●
570220: Floor coverings of coconut fibres (coir)	Somalia	0		6		●	●	●	●
630491: Furnishing articles nes, of textile materials, knitted or crocheted	Tanzania, United Republic of	7,092	99%	8		●	●	●	●
420292: Containers, with outer surface of sheeting of plas or tex materials, nes	Viet Nam	312,858	24%	8		●	●	●	●
330290: Mixtures of odoriferous subst f use as raw materials in industry, nes	Zambia	23,677	100%	5	738	●	●	●	●
340600: Candles, tapers and the like	Zambia	11,391	100%	9	236	●	●	●	●

Note: Empty cells for Export potential value and rank indicate that the product has not been continuously supplied in the years 2011-2013. Empty cells for the Product diversification rank indicate that the product does not represent a diversification opportunity (either because it already exceeds 0.5% of the country's total exports, or because the country does not have the necessary capacity to supply the product). Empty cells for additional indicators are due to missing data.

Honey & sweeteners

Legend

-  CBI countries
-  has high EPI product(s)
-  has high PDI product(s)
-  has high EPI & PDI product(s)




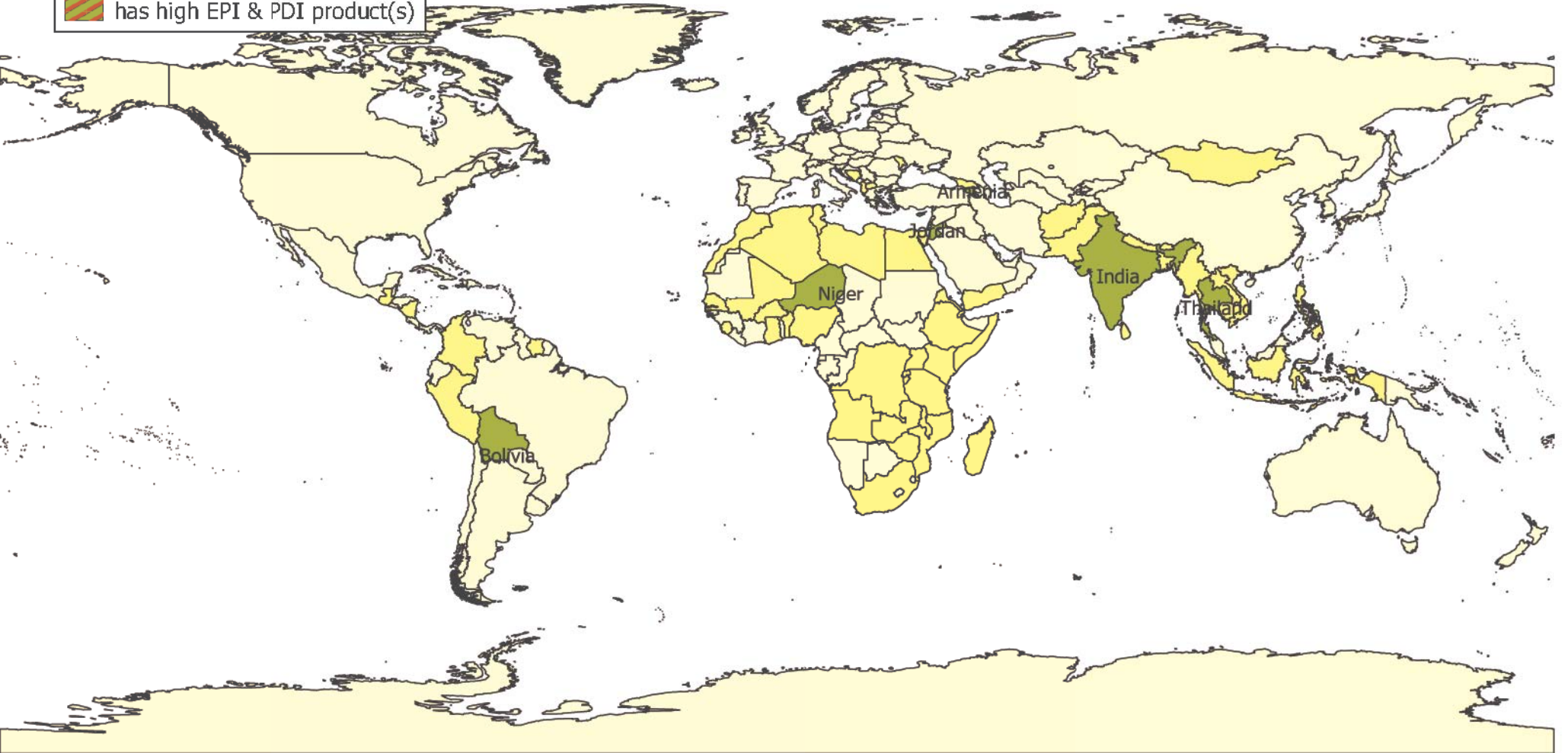
Product / product group description	Country	Export potential value (in US\$ thousand)	% of unused potential	Export potential rank	Product diversification rank	Would this product help the country improving its...?			
						level of technology	stability of export revenues	SME presence	female labour participation
170199: Refined sugar, in solid form, nes	Algeria	114,556	64%	1	226	●	●	●	●
1701XX: Raw cane sugar	Bhutan	0			4	●	●	●	●
1701XX: Raw cane sugar	Burkina Faso	0			10	●	●	●	●
1701XX: Raw cane sugar	Colombia	4,763	69%	24	4	●	●	●	●
1701XX: Raw cane sugar	Georgia	0			7	●	●	●	●
1701XX: Raw cane sugar	Ghana	0			9	●	●	●	●
1701XX: Raw cane sugar	Guatemala	15,521	38%	5		●	●	●	●
1701XX: Raw cane sugar	Jordan	0			7	●	●	●	●
1701XX: Raw cane sugar	Kenya	1	42%	510	6	●	●	●	●
1701XX: Raw cane sugar	Lao People's Democratic Republic	6,414	25%	9		●	●	●	●
1701XX: Raw cane sugar	Malawi	27,760	0%	2		●	●	●	●
1701XX: Raw cane sugar	Mozambique	65,697	22%	4		●	●	●	●
1701XX: Raw cane sugar	Rwanda	1	100%	42	8	●	●	●	●
1701XX: Raw cane sugar	Senegal	0			3	●	●	●	●
1701XX: Raw cane sugar	South Africa	20,859	100%	32	8	●	●	●	●
1701XX: Raw cane sugar	Tanzania, United Republic of	157	81%	59	1	●	●	●	●
170199: Refined sugar, in solid form, nes	Uganda	3,727	75%	10		●	●	●	●
040900: Honey, natural	Yemen	1,747	100%	6	117	●	●		
1701XX: Raw cane sugar	Yemen	0			8	●	●	●	●
1701XX: Raw cane sugar	Zambia	51,852	79%	2		●	●	●	●
1701XX: Raw cane sugar	Zimbabwe	36,083	12%	1		●	●	●	●

Note: Empty cells for Export potential value and rank indicate that the product has not been continuously supplied in the years 2011-2013. Empty cells for the Product diversification rank indicate that the product does not represent a diversification opportunity (either because it already exceeds 0.5% of the country's total exports, or because the country does not have the necessary capacity to supply the product). Empty cells for additional indicators are due to missing data.

Jewellery

Legend

-  CBI countries
-  has high EPI product(s)
-  has high PDI product(s)
-  has high EPI & PDI product(s)





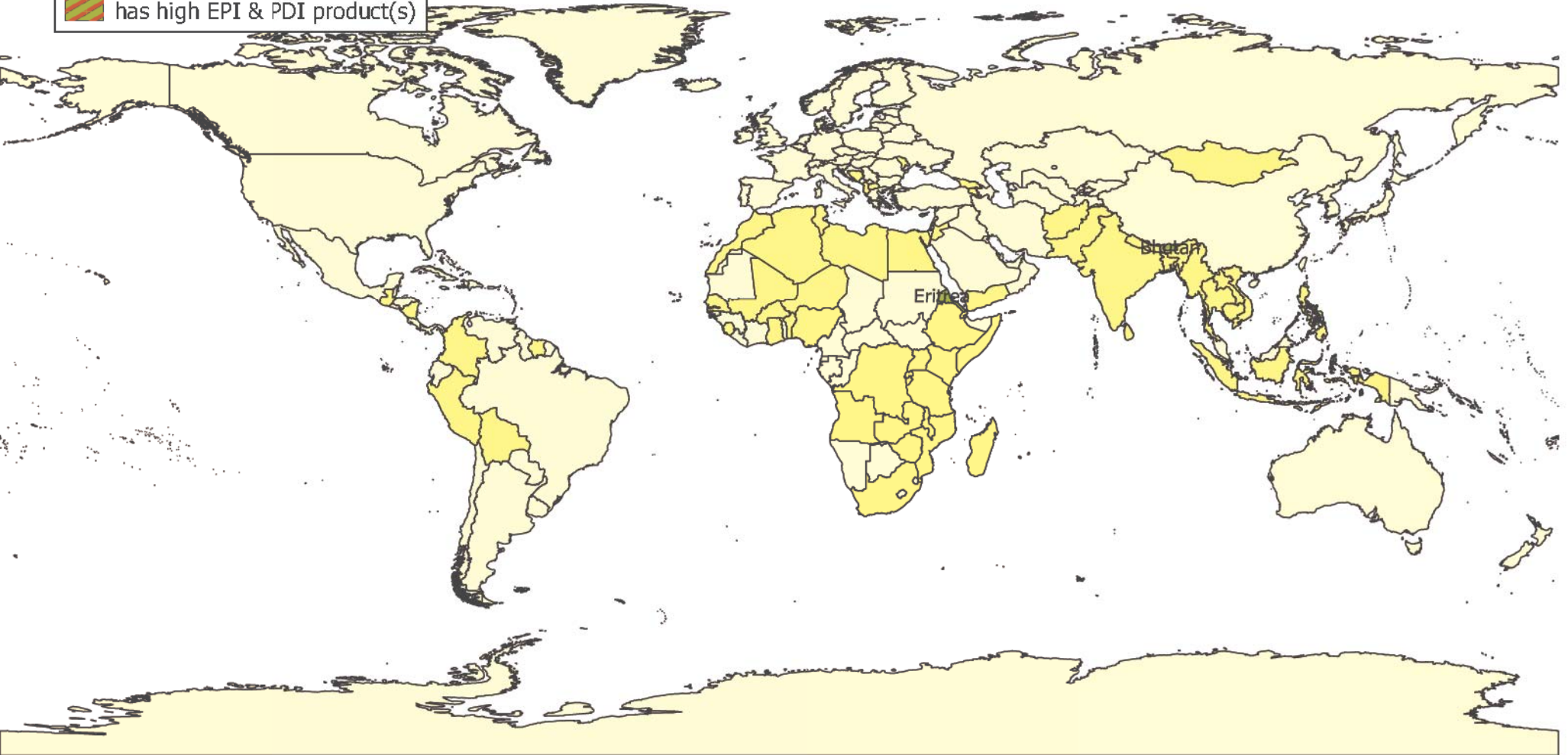
Product / product group description	Country	Export potential value (in US\$ thousand)	% of unused potential	Export potential rank	Product diversification rank	Would this product help the country improving its...?			
						level of technology	stability of export revenues	SME presence	female labour participation
711319: Articles of jewellery&pt therof of/o prec met w/n platd/clad w prec met	Armenia	2,620	92%	6		●	●	●	●
711319: Articles of jewellery&pt therof of/o prec met w/n platd/clad w prec met	Bolivia	2,710	96%	10		●	●	●	●
711319: Articles of jewellery&pt therof of/o prec met w/n platd/clad w prec met	India	1,687,889	73%	1		●	●	●	●
711311: Articles of jewellery&pts therof of silver w/n platd/clad w/o prec met	India	437,774	83%	10	26	●	●	●	●
711319: Articles of jewellery&pt therof of/o prec met w/n platd/clad w prec met	Jordan	1,874	20%	9		●	●	●	●
711311: Articles of jewellery&pts therof of silver w/n platd/clad w/o prec met	Niger	582	52%	3	651	●	●	●	●
711311: Articles of jewellery&pts therof of silver w/n platd/clad w/o prec met	Thailand	472,386	3%	5		●	●	●	●

Note: Empty cells for Export potential value and rank indicate that the product has not been continuously supplied in the years 2011-2013. Empty cells for the Product diversification rank indicate that the product does not represent a diversification opportunity (either because it already exceeds 0.5% of the country's total exports, or because the country does not have the necessary capacity to supply the product). Empty cells for additional indicators are due to missing data.

Medical devices

Legend

-  CBI countries
-  has high EPI product(s)
-  has high PDI product(s)
-  has high EPI & PDI product(s)



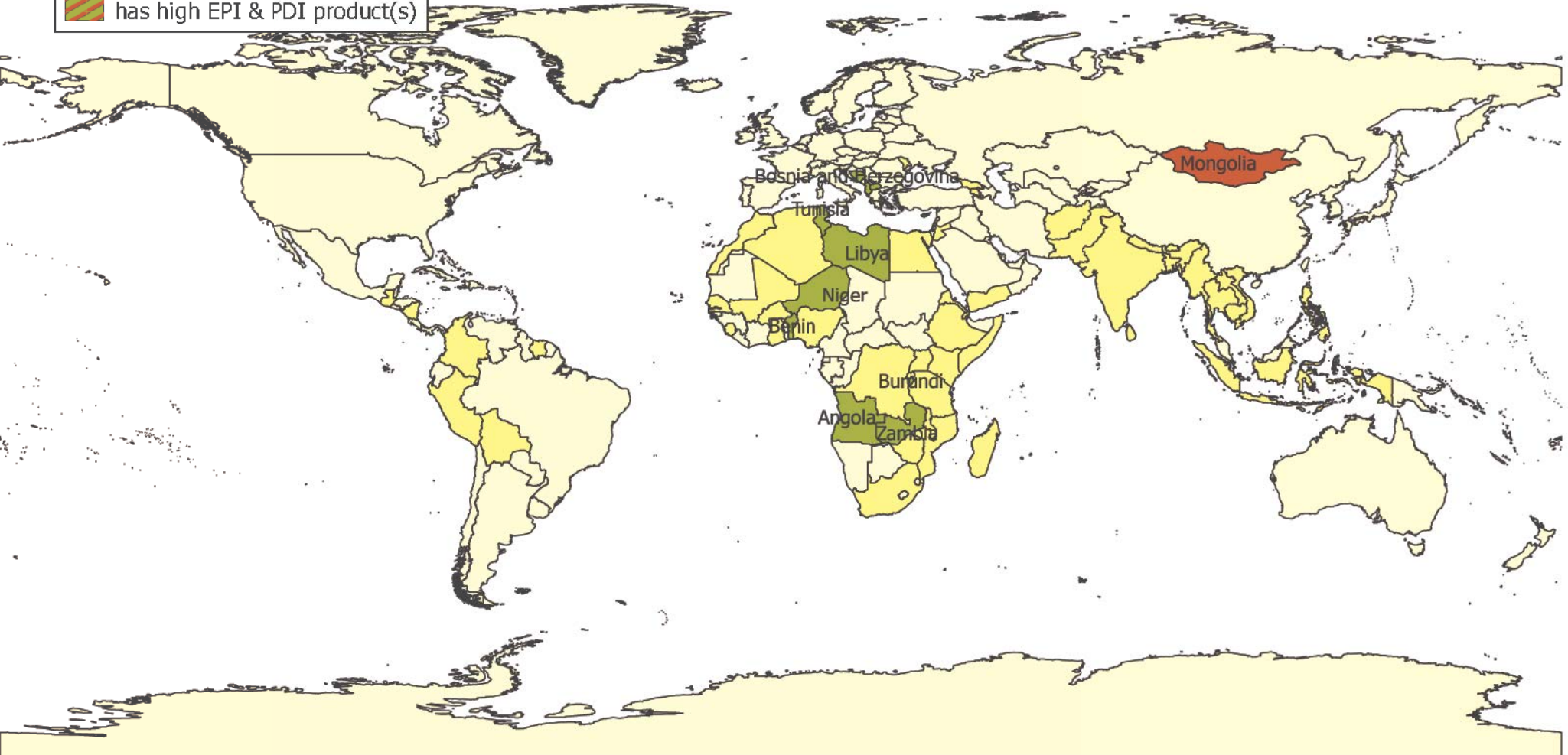
Product / product group description	Country	Export potential value (in US\$ thousand)	% of unused potential	Export potential rank	Product diversification rank	Would this product help the country improving its...?			
						level of technology	stability of export revenues	SME presence	female labour participation
901890: Instruments and appliances used in medical or veterinary sciences, nes	Bhutan	0	0%	9	1110	●	●	●	●
902139: Artificial parts of the body (excl. artificial teeth and dental fittin	Eritrea	9	67%	10	758	●	●	●	●

Note: Empty cells for Export potential value and rank indicate that the product has not been continuously supplied in the years 2011-2013. Empty cells for the Product diversification rank indicate that the product does not represent a diversification opportunity (either because it already exceeds 0.5% of the country's total exports, or because the country does not have the necessary capacity to supply the product). Empty cells for additional indicators are due to missing data.

Metal products

Legend

- CBI countries
- has high EPI product(s)
- has high PDI product(s)
- has high EPI & PDI product(s)







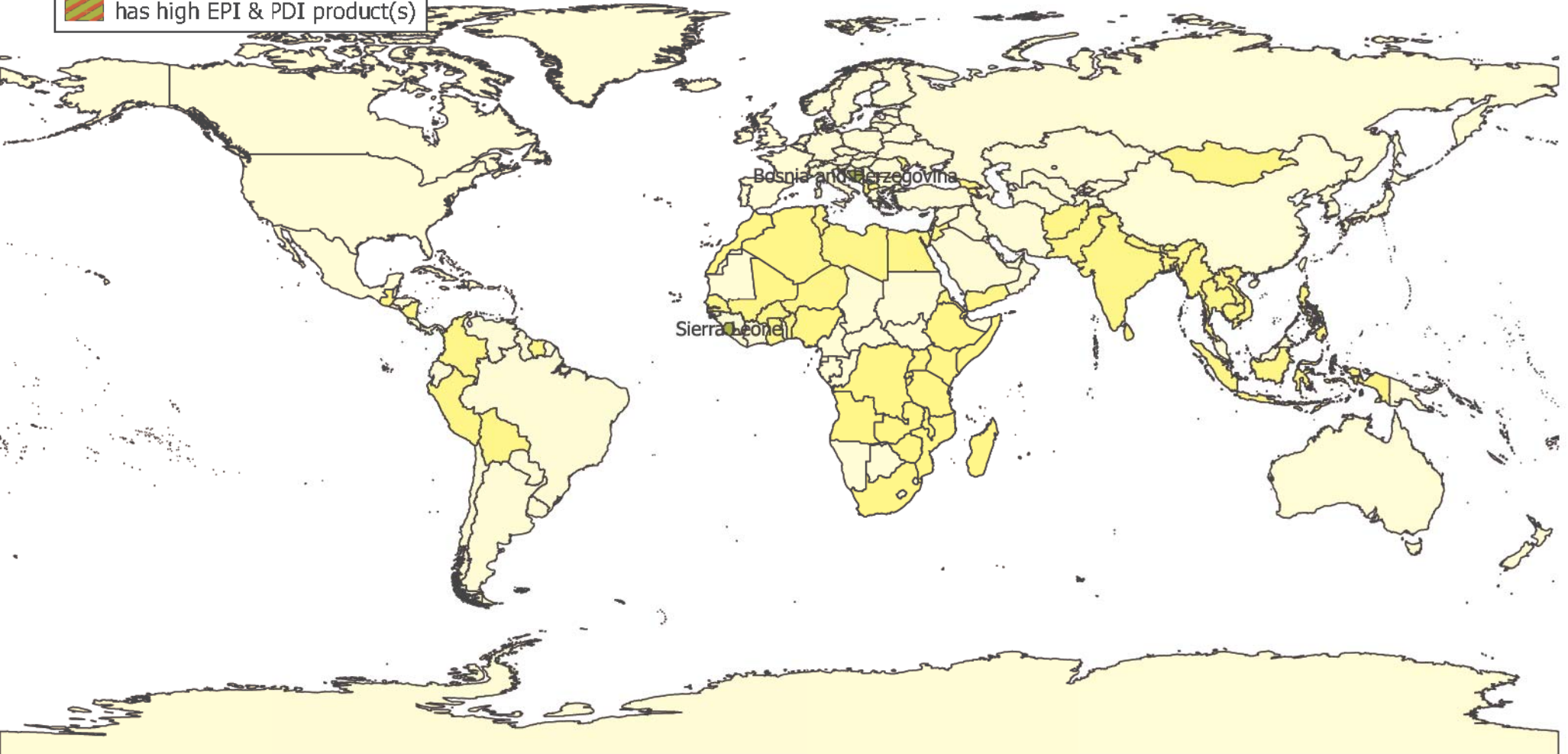
Product / product group description	Country	Export potential value (in US\$ thousand)	% of unused potential	Export potential rank	Product diversification rank	Would this product help the country improving its...?			
						level of technology	stability of export revenues	SME presence	female labour participation
830140: Locks of base metal, nes	Albania	19,045	49%	5		●	●	●	●
820719: Rock drilling/earth boring tools, nes, parts	Angola	302	100%	4	665	●	●	●	●
730890: Structures&parts of structures,i/s (ex prefab bldgs of headg no.9406)	Angola	178	86%	5	936	●	●	●	●
731700: Nails,staples&sim art,i or s,ex art of head No 8305&art w/copper heads	Benin	57	100%	10	403	●	●	●	●
84XXb: Parts of machinery, holders	Bosnia and Herzegovina	31,842	34%	7		●	●	●	●
730890: Structures&parts of structures,i/s (ex prefab bldgs of headg no.9406)	Bosnia and Herzegovina	29,198	22%	9		●	●	●	●
731100: Containers for compressed or liquefied gas of iron or steel	Burundi	7	97%	10	1003	●	●	●	●
730840: Props&similar equipment for scaffolding,shutterg/pit-propping,i/s	Libya	74	100%	3	631	●	●	●	●
843149: Parts of cranes,work-trucks,shovels,and other construction machinery	Libya	23	37%	6	1058	●	●	●	●
843143: Parts of boring or sinking machinery, whether or not self-propelled	Libya	16	76%	7	584	●	●	●	●
7306Xc: Other welded tubes and pipes, of a kind used for oil or gas pipelines, of	Macedonia, The Former Yugoslav Republic of	71,148	58%	2		●	●	●	●
730630: Tubes,pipe & hollow profiles,iron or nas,welded,of circ cross sect,nes	Macedonia, The Former Yugoslav Republic of	25,260	63%	7		●	●	●	●
732611: Balls,grindg&similar articles of i or s,forged or stamped,not f/worked	Mongolia	0		8		●	●	●	●
732599: Articles of iron or steel, cast, nes	Niger	31	100%	10	1078	●	●	●	●
8708XX: Other parts & accessories of motor vehicles of headings 8701 to 8705	Sao Tome and Principe	1	6%	7	1108	●	●	●	●
8708XX: Other parts & accessories of motor vehicles of headings 8701 to 8705	Tunisia	212,632	29%	6		●	●	●	●
740919: Plate, sheet & strip of refined copper, not in coil, exceedg 0.15mm thick	Zambia	250,857	53%	1		●	●	●	●

Note: Empty cells for Export potential value and rank indicate that the product has not been continuously supplied in the years 2011-2013. Empty cells for the Product diversification rank indicate that the product does not represent a diversification opportunity (either because it already exceeds 0.5% of the country's total exports, or because the country does not have the necessary capacity to supply the product). Empty cells for additional indicators are due to missing data.

Motion, drives, control & automation

Legend

-  CBI countries
-  has high EPI product(s)
-  has high PDI product(s)
-  has high EPI & PDI product(s)




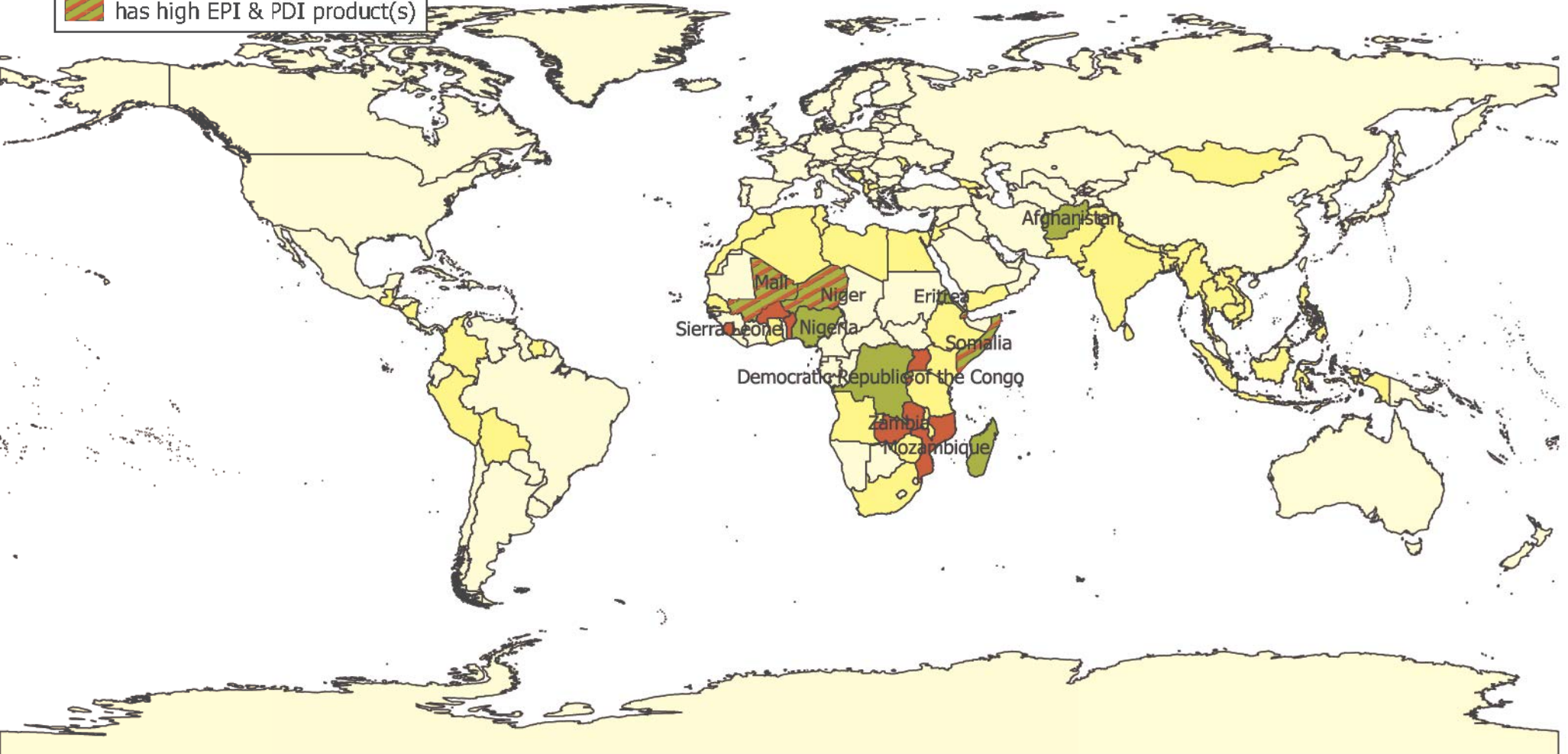
Product / product group description	Country	Export potential value (in US\$ thousand)	% of unused potential	Export potential rank	Product diversification rank	Would this product help the country improving its...?			
						level of technology	stability of export revenues	SME presence	female labour participation
848299: Bearing parts, nes	Bosnia and Herzegovina	26,912	72%	10	407	●	●	●	●
850131: DC motors, DC generators, of an output not exceeding 750 W	Sierra Leone	710	79%	4	874	●	●	●	●

Note: Empty cells for Export potential value and rank indicate that the product has not been continuously supplied in the years 2011-2013. Empty cells for the Product diversification rank indicate that the product does not represent a diversification opportunity (either because it already exceeds 0.5% of the country's total exports, or because the country does not have the necessary capacity to supply the product). Empty cells for additional indicators are due to missing data.

Nat. colours, flavours & thickeners

Legend

-  CBI countries
-  has high EPI product(s)
-  has high PDI product(s)
-  has high EPI & PDI product(s)



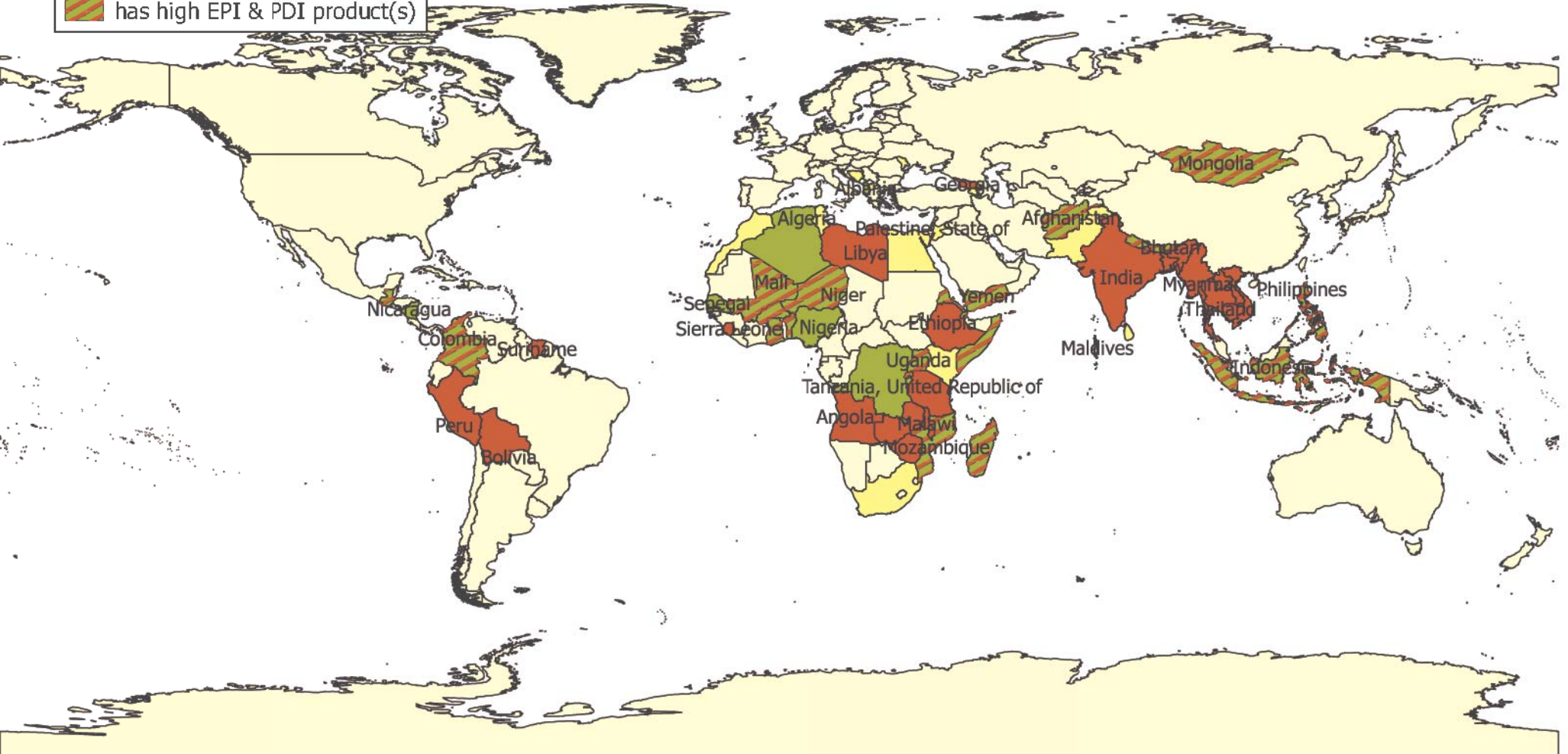
Product / product group description	Country	Export potential value (in US\$ thousand)	% of unused potential	Export potential rank	Product diversification rank	Would this product help the country improving its...?			
						level of technology	stability of export revenues	SME presence	female labour participation
130190: Natural gums, resins, gum-resins and balsam, except arabic gum	Afghanistan	2,829	100%	3		●	●		
130120: Gum arabic	Benin	0		10		●	●		
130120: Gum arabic	Burkina Faso	130	81%	23	6	●	●		
130120: Gum arabic	Burundi	0		10		●	●		
130239: Mucilages&thickeners nes,modifid or not,derivd from vegetable products	Democratic Republic of the Congo	819	74%	7	261	●	●		
130190: Natural gums, resins, gum-resins and balsam, except arabic gum	Djibouti	9	100%	9	21	●	●		
130120: Gum arabic	Djibouti	0		6		●	●		
130120: Gum arabic	Eritrea	174	18%	4	16	●	●		
130190: Natural gums, resins, gum-resins and balsam, except arabic gum	Eritrea	14	61%	9	14	●	●		
330129: Essential oils, nes	Madagascar	35,180	56%	5		●	●	●	●
130190: Natural gums, resins, gum-resins and balsam, except arabic gum	Mali	730	46%	3	20	●	●		
130120: Gum arabic	Mali	631	16%	4	8	●	●		
130190: Natural gums, resins, gum-resins and balsam, except arabic gum	Mozambique	0		8		●	●		
130120: Gum arabic	Niger	167	79%	7	4	●	●		
130190: Natural gums, resins, gum-resins and balsam, except arabic gum	Niger	0		10		●	●		
130120: Gum arabic	Nigeria	39,001	35%	6	13	●	●		
130219: Vegetable saps and extracts nes	Rwanda	353	72%	3		●	●		
130120: Gum arabic	Sierra Leone	0		10		●	●		
130190: Natural gums, resins, gum-resins and balsam, except arabic gum	Somalia	114	3%	2		●	●		
130120: Gum arabic	Somalia	24	91%	3	8	●	●		
330129: Essential oils, nes	Somalia	11	90%	6	442	●	●	●	●
130120: Gum arabic	Uganda	0		7		●	●		
130120: Gum arabic	Zambia	0		8		●	●		

Note: Empty cells for Export potential value and rank indicate that the product has not been continuously supplied in the years 2011-2013. Empty cells for the Product diversification rank indicate that the product does not represent a diversification opportunity (either because it already exceeds 0.5% of the country's total exports, or because the country does not have the necessary capacity to supply the product). Empty cells for additional indicators are due to missing data.

Nat. ingredients for cosmetics

Legend

-  CBI countries
-  has high EPI product(s)
-  has high PDI product(s)
-  has high EPI & PDI product(s)



Product / product group description	Country	Export potential value (in US\$ thousand)	% of unused potential	Export potential rank	Product diversification rank	Would this product help the country improving its...?			
						level of technology	stability of export revenues	SME presence	female labour participation
130190: Natural gums, resins, gum-resins and balsam, except arabic gum	Afghanistan	2,829	100%	3		●	●		
1211XX: Other medicinal plants	Afghanistan	578	42%	8		●	●		
150810: Ground-nut oil, crude	Afghanistan	0		1		●	●	●	●
1211XX: Other medicinal plants	Albania	9,402	50%	10		●	●		
180400: Cocoa butter, fat and oil	Algeria	2,863	59%	5	18	●	●	●	●
152110: Vegetable waxes excludg triglycerides,whether or not refind or colourd	Angola	0		2		●	●	●	●
151311: Coconut (copra) oil crude	Bangladesh	0	99%	592	4	●	●	●	●
151590: Veg fats&oils nes&their fractions,refind or not but not chemically mod	Benin	123	61%	8	419	●	●	●	●
150810: Ground-nut oil, crude	Benin	0		3		●	●	●	●
130120: Gum arabic	Benin	0		10		●	●		
1211XX: Other medicinal plants	Bhutan	2	98%	7	219	●	●		
150810: Ground-nut oil, crude	Bhutan	0		1		●	●	●	●
151321: Palm kernel or babassu oil, crude	Bhutan	0		10		●	●	●	●
150810: Ground-nut oil, crude	Bolivia	0		2		●	●	●	●
151590: Veg fats&oils nes&their fractions,refind or not but not chemically mod	Burkina Faso	18,318	88%	3		●	●	●	●
1211XX: Other medicinal plants	Burkina Faso	581	66%	9	56	●	●		
130120: Gum arabic	Burkina Faso	130	81%	23	6	●	●		
150810: Ground-nut oil, crude	Burkina Faso	0		2		●	●	●	●
1211XX: Other medicinal plants	Burundi	27	42%	5	81	●	●		
150810: Ground-nut oil, crude	Burundi	0		2		●	●	●	●
130120: Gum arabic	Burundi	0		10		●	●		
151311: Coconut (copra) oil crude	Cabo Verde	0		3		●	●	●	●
151110: Palm oil, crude	Cabo Verde	0		4		●	●	●	●
151321: Palm kernel or babassu oil, crude	Cabo Verde	0		5		●	●	●	●
151311: Coconut (copra) oil crude	Cambodia	0		7		●	●	●	●
151110: Palm oil, crude	Colombia	61,033	30%	4	3	●	●	●	●
151321: Palm kernel or babassu oil, crude	Colombia	17,220	17%	7	12	●	●	●	●
151190: Palm oil and its fractions refined but not chemically modified	Colombia	1,045	57%	86	6	●	●	●	●
1211XX: Other medicinal plants	Democratic Republic of the Congo	1,468	68%	5	80	●	●		
151110: Palm oil, crude	Democratic Republic of the Congo	596	100%	9	91	●	●	●	●
130190: Natural gums, resins, gum-resins and balsam, except arabic gum	Djibouti	9	100%	9	21	●	●		
150810: Ground-nut oil, crude	Djibouti	0		4		●	●	●	●
130120: Gum arabic	Djibouti	0		6		●	●		
130120: Gum arabic	Eritrea	174	18%	4	16	●	●		
130190: Natural gums, resins, gum-resins and balsam, except arabic gum	Eritrea	14	61%	9	14	●	●		
150810: Ground-nut oil, crude	Eritrea	0		1		●	●	●	●
152110: Vegetable waxes excludg triglycerides,whether or not refind or colourd	Eritrea	0		10		●	●	●	●
150810: Ground-nut oil, crude	Ethiopia	0		6		●	●	●	●
150810: Ground-nut oil, crude	Gambia	3,417	13%	3		●	●	●	●
151311: Coconut (copra) oil crude	Gambia	0		2		●	●	●	●
150810: Ground-nut oil, crude	Georgia	0		2		●	●	●	●
180400: Cocoa butter, fat and oil	Ghana	58,287	55%	2		●	●	●	●
151590: Veg fats&oils nes&their fractions,refind or not but not chemically mod	Ghana	12,186	90%	10	190	●	●	●	●
151190: Palm oil and its fractions refined but not chemically modified	Ghana	54	35%	92	2	●	●	●	●
151311: Coconut (copra) oil crude	Ghana	12	89%	138	8	●	●	●	●
152110: Vegetable waxes excludg triglycerides,whether or not refind or colourd	Ghana	0		10		●	●	●	●
151110: Palm oil, crude	Guatemala	80,279	72%	3		●	●	●	●

Product / product group description	Country	Export potential value (in US\$ thousand)	% of unused potential	Export potential rank	Product diversification rank	Would this product help the country improving its...?			
						level of technology	stability of export revenues	SME presence	female labour participation
151190: Palm oil and its fractions refined but not chemically modified	Guatemala	1,002	100%	38	5	●	●	●	●
151311: Coconut (copra) oil crude	Guatemala	0			4	●	●	●	●
151530: Castor oil&its fractions,whether/not refind,but not chemically modifid	India	380,654	41%	13	5	●	●	●	●
151110: Palm oil, crude	Indonesia	3,531,921	48%	1		●	●	●	●
151190: Palm oil and its fractions refined but not chemically modified	Indonesia	411,388	13%	5		●	●	●	●
151321: Palm kernel or babassu oil, crude	Indonesia	364,280	22%	6		●	●	●	●
151311: Coconut (copra) oil crude	Indonesia	322,561	49%	7	2	●	●	●	●
151311: Coconut (copra) oil crude	Lao People's Democratic Republic	0			4	●	●	●	●
151110: Palm oil, crude	Lao People's Democratic Republic	0			9	●	●	●	●
151321: Palm kernel or babassu oil, crude	Libya	0			6	●	●	●	●
330129: Essential oils, nes	Madagascar	35,180	56%	5		●	●	●	●
151311: Coconut (copra) oil crude	Madagascar	0			2	●	●	●	●
150810: Ground-nut oil, crude	Malawi	0			7	●	●	●	●
151311: Coconut (copra) oil crude	Maldives	0			1	●	●	●	●
150810: Ground-nut oil, crude	Maldives	0			2	●	●	●	●
151110: Palm oil, crude	Maldives	0			8	●	●	●	●
130190: Natural gums, resins, gum-resins and balsam, except arabic gum	Mali	730	46%	3	20	●	●		
130120: Gum arabic	Mali	631	16%	4	8	●	●		
152190: Beeswax,oth insect waxes&spermaceti whether or not refined or colour	Mali	150	94%	8	94	●	●		
150810: Ground-nut oil, crude	Mali	0			10	●	●	●	●
1211XX: Other medicinal plants	Mongolia	30	97%	10	29	●	●		
150810: Ground-nut oil, crude	Mongolia	0			2	●	●	●	●
152110: Vegetable waxes excludg triglycerides,whether or not refind or colourd	Mongolia	0			6	●	●	●	●
152190: Beeswax,oth insect waxes&spermaceti whether or not refined or colour	Mongolia	0			10	●	●		
151311: Coconut (copra) oil crude	Mozambique	10,786	99%	9	92	●	●	●	●
150810: Ground-nut oil, crude	Mozambique	0			5	●	●	●	●
152110: Vegetable waxes excludg triglycerides,whether or not refind or colourd	Mozambique	0			7	●	●	●	●
130190: Natural gums, resins, gum-resins and balsam, except arabic gum	Mozambique	0			8	●	●		
151311: Coconut (copra) oil crude	Myanmar	0			3	●	●	●	●
1211XX: Other medicinal plants	Nepal	1,888	90%	6		●	●		
151311: Coconut (copra) oil crude	Nepal	0			3	●	●	●	●
150810: Ground-nut oil, crude	Nicaragua	5,924	42%	9		●	●	●	●
130120: Gum arabic	Niger	167	79%	7	4	●	●		
1211XX: Other medicinal plants	Niger	61	82%	8	45	●	●		
130190: Natural gums, resins, gum-resins and balsam, except arabic gum	Niger	0			10	●	●		
180400: Cocoa butter, fat and oil	Nigeria	97,414	54%	4	24	●	●	●	●
130120: Gum arabic	Nigeria	39,001	35%	6	13	●	●		
1211XX: Other medicinal plants	Palestine, State of	1,088	74%	1		●	●		
151110: Palm oil, crude	Peru	0			3	●	●	●	●
151321: Palm kernel or babassu oil, crude	Peru	0			4	●	●	●	●
151311: Coconut (copra) oil crude	Philippines	995,576	58%	1		●	●	●	●
151110: Palm oil, crude	Philippines	10,179	87%	54	8	●	●	●	●
130219: Vegetable saps and extracts nes	Rwanda	353	72%	3		●	●		
150810: Ground-nut oil, crude	Rwanda	0			3	●	●	●	●
152110: Vegetable waxes excludg triglycerides,whether or not refind or colourd	Sao Tome and Principe	0			2	●	●	●	●
151190: Palm oil and its fractions refined but not chemically modified	Sao Tome and Principe	0			9	●	●	●	●
151311: Coconut (copra) oil crude	Sao Tome and Principe	0			10	●	●	●	●

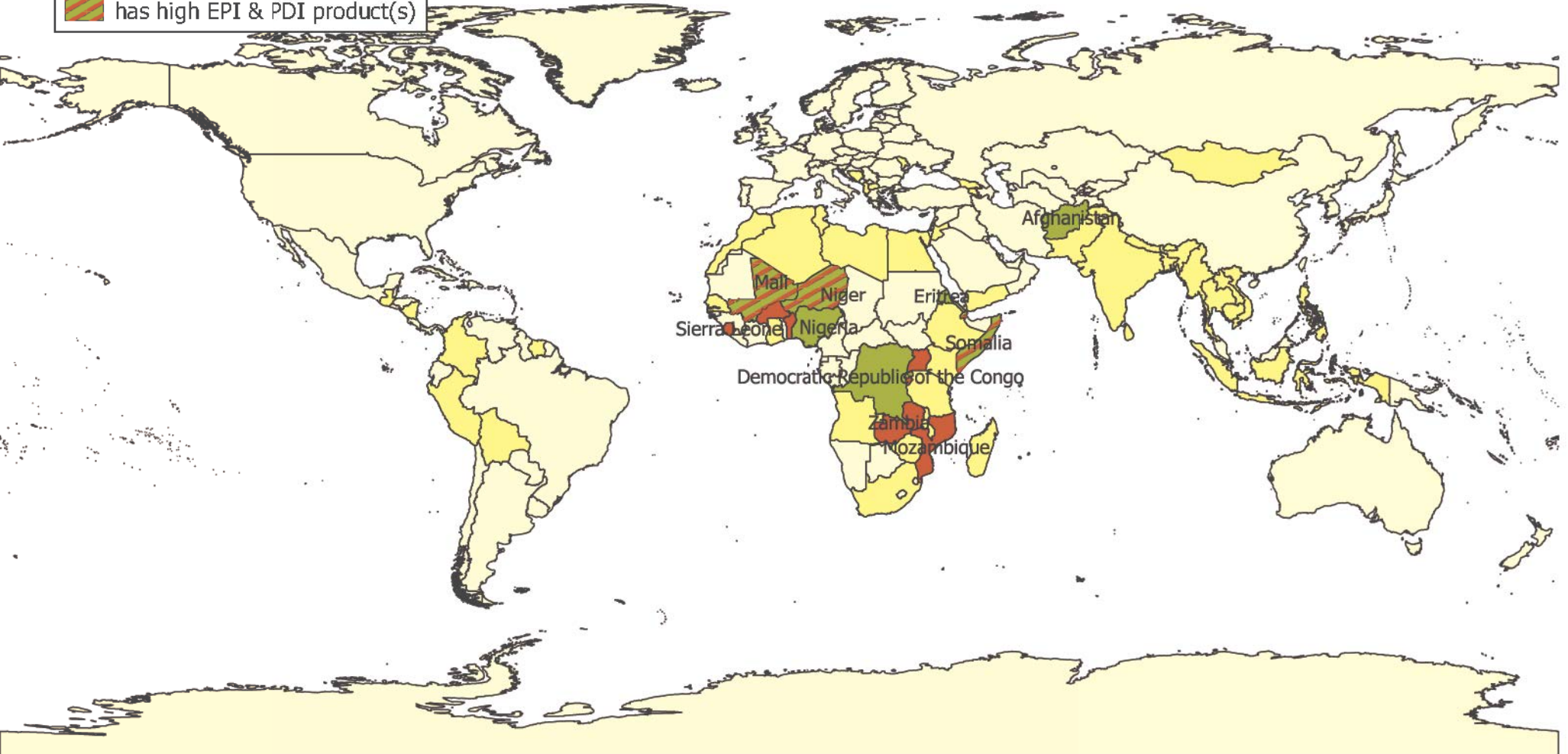
Product / product group description	Country	Export potential value (in US\$ thousand)	% of unused potential	Export potential rank	Product diversification rank	Would this product help the country improving its...?			
						level of technology	stability of export revenues	SME presence	female labour participation
150810: Ground-nut oil, crude	Senegal	44,520	43%	1		●	●	●	●
130120: Gum arabic	Sierra Leone	0			10	●	●		
130190: Natural gums, resins, gum-resins and balsam, except arabic gum	Somalia	114	3%	2		●	●		
130120: Gum arabic	Somalia	24	91%	3	8	●	●		
330129: Essential oils, nes	Somalia	11	90%	6	442	●	●	●	●
150810: Ground-nut oil, crude	Somalia	0			5	●	●	●	●
151311: Coconut (copra) oil crude	Suriname	0			5	●	●	●	●
150810: Ground-nut oil, crude	Suriname	0			6	●	●	●	●
150810: Ground-nut oil, crude	Tanzania, United Republic of	0			2	●	●	●	●
151110: Palm oil, crude	Thailand	135,735	57%	19	2	●	●	●	●
151321: Palm kernel or babassu oil, crude	Thailand	21,005	68%	106	8	●	●	●	●
151190: Palm oil and its fractions refined but not chemically modified	Uganda	5,353	100%	7		●	●	●	●
150810: Ground-nut oil, crude	Uganda	0			4	●	●	●	●
130120: Gum arabic	Uganda	0			7	●	●		
151311: Coconut (copra) oil crude	Viet Nam	1,430	100%	350	5	●	●	●	●
151110: Palm oil, crude	Viet Nam	0			9	●	●	●	●
040900: Honey, natural	Yemen	1,747	100%	6	117	●	●		
150810: Ground-nut oil, crude	Yemen	0			2	●	●	●	●
151110: Palm oil, crude	Yemen	0			10	●	●	●	●
130120: Gum arabic	Zambia	0			8	●	●		
150810: Ground-nut oil, crude	Zimbabwe	0			8	●	●	●	●

Note: Empty cells for Export potential value and rank indicate that the product has not been continuously supplied in the years 2011-2013. Empty cells for the Product diversification rank indicate that the product does not represent a diversification opportunity (either because it already exceeds 0.5% of the country's total exports, or because the country does not have the necessary capacity to supply the product). Empty cells for additional indicators are due to missing data.

Nat. ingredients for pharmaceuticals

Legend

-  CBI countries
-  has high EPI product(s)
-  has high PDI product(s)
-  has high EPI & PDI product(s)




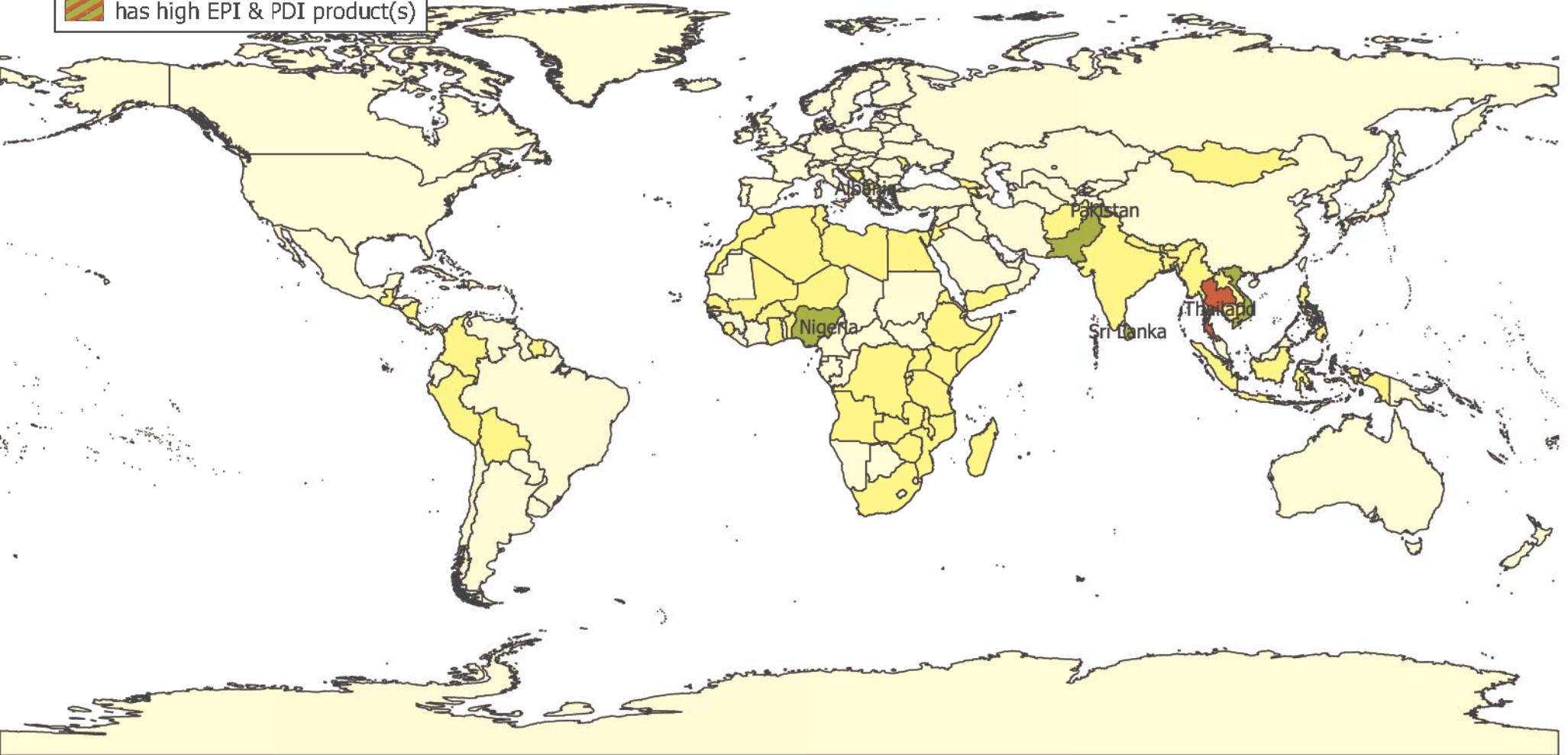
Product / product group description	Country	Export potential value (in US\$ thousand)	% of unused potential	Export potential rank	Product diversification rank	Would this product help the country improving its...?			
						level of technology	stability of export revenues	SME presence	female labour participation
130190: Natural gums, resins, gum-resins and balsam, except arabic gum	Afghanistan	2,829	0%	3		●	●		
130120: Gum arabic	Benin	0		10		●	●		
130120: Gum arabic	Burkina Faso	130	81%	23	6	●	●		
130120: Gum arabic	Burundi	0		10		●	●		
130239: Mucilages&thickeners nes,modifid or not,derivd from vegetable products	Democratic Republic of the Congo	819	74%	7	261	●	●		
130190: Natural gums, resins, gum-resins and balsam, except arabic gum	Djibouti	9	100%	9	21	●	●		
130120: Gum arabic	Djibouti	0		6		●	●		
130120: Gum arabic	Eritrea	174	18%	4	16	●	●		
130190: Natural gums, resins, gum-resins and balsam, except arabic gum	Eritrea	14	61%	9	14	●	●		
130190: Natural gums, resins, gum-resins and balsam, except arabic gum	Mali	730	46%	3	20	●	●		
130120: Gum arabic	Mali	631	16%	4	8	●	●		
130190: Natural gums, resins, gum-resins and balsam, except arabic gum	Mozambique	0		8		●	●		
130120: Gum arabic	Niger	167	79%	7	4	●	●		
130190: Natural gums, resins, gum-resins and balsam, except arabic gum	Niger	0		10		●	●		
130120: Gum arabic	Nigeria	39,001	35%	6	13	●	●		
130219: Vegetable saps and extracts nes	Rwanda	353	72%	3		●	●		
130120: Gum arabic	Sierra Leone	0		10		●	●		
130190: Natural gums, resins, gum-resins and balsam, except arabic gum	Somalia	114	3%	2		●	●		
130120: Gum arabic	Somalia	24	91%	3	8	●	●		
130120: Gum arabic	Uganda	0		7		●	●		
130120: Gum arabic	Zambia	0		8		●	●		

Note: Empty cells for Export potential value and rank indicate that the product has not been continuously supplied in the years 2011-2013. Empty cells for the Product diversification rank indicate that the product does not represent a diversification opportunity (either because it already exceeds 0.5% of the country's total exports, or because the country does not have the necessary capacity to supply the product). Empty cells for additional indicators are due to missing data.

Personal Protective Equipment

Legend

-  CBI countries
-  has high EPI product(s)
-  has high PDI product(s)
-  has high EPI & PDI product(s)



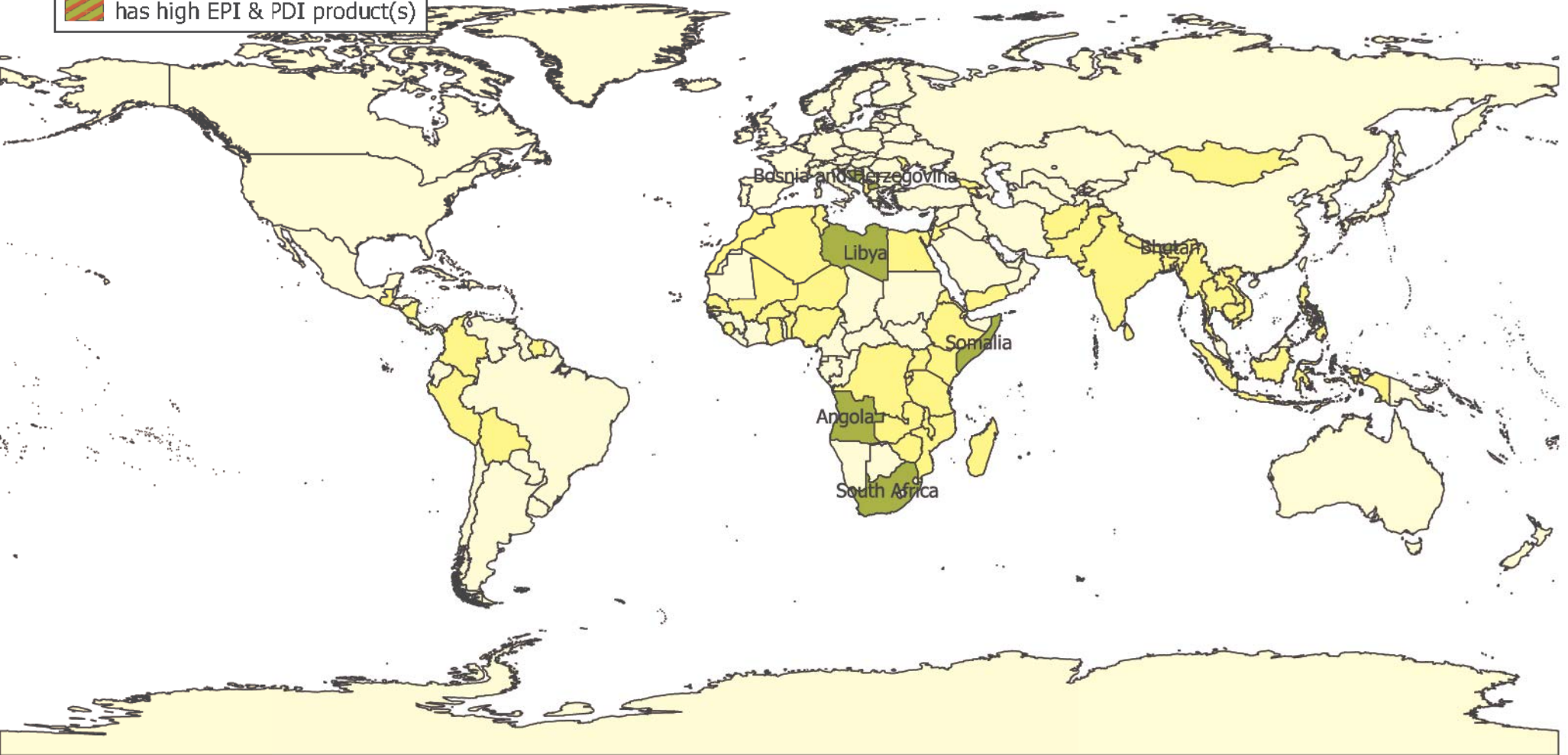
Product / product group description	Country	Export potential value (in US\$ thousand)	% of unused potential	Export potential rank	Product diversification rank	Would this product help the country improving its...?			
						level of technology	stability of export revenues	SME presence	female labour participation
640340: Footwear, outer sole of rubber/plastic/leather, uppers of leather w/met toe-cap	Albania	71,551	33%	2		●	●	●	●
6402XX: Other footwear, outer soles/uppers of rubber or plastics	Nigeria	36,398	95%	7	868	●	●	●	●
420329: Gloves mittens&mitts,o/t for sport,of leather o of composition leather	Pakistan	116,335	27%	10		●	●	●	●
611610: Gloves impregnated, coated or covered with plastics or rubber, knitted	Sri Lanka	145,739	40%	4		●	●	●	●
401519: Gloves nes of rubber	Sri Lanka	88,927	49%	8		●	●	●	●
401519: Gloves nes of rubber	Thailand	325,564	44%	11	5	●	●	●	●
6402XX: Other footwear, outer soles/uppers of rubber or plastics	Viet Nam	650,404	15%	2		●	●	●	●

Note: Empty cells for Export potential value and rank indicate that the product has not been continuously supplied in the years 2011-2013. Empty cells for the Product diversification rank indicate that the product does not represent a diversification opportunity (either because it already exceeds 0.5% of the country's total exports, or because the country does not have the necessary capacity to supply the product). Empty cells for additional indicators are due to missing data.

Pipes & process equipment

Legend

-  CBI countries
-  has high EPI product(s)
-  has high PDI product(s)
-  has high EPI & PDI product(s)




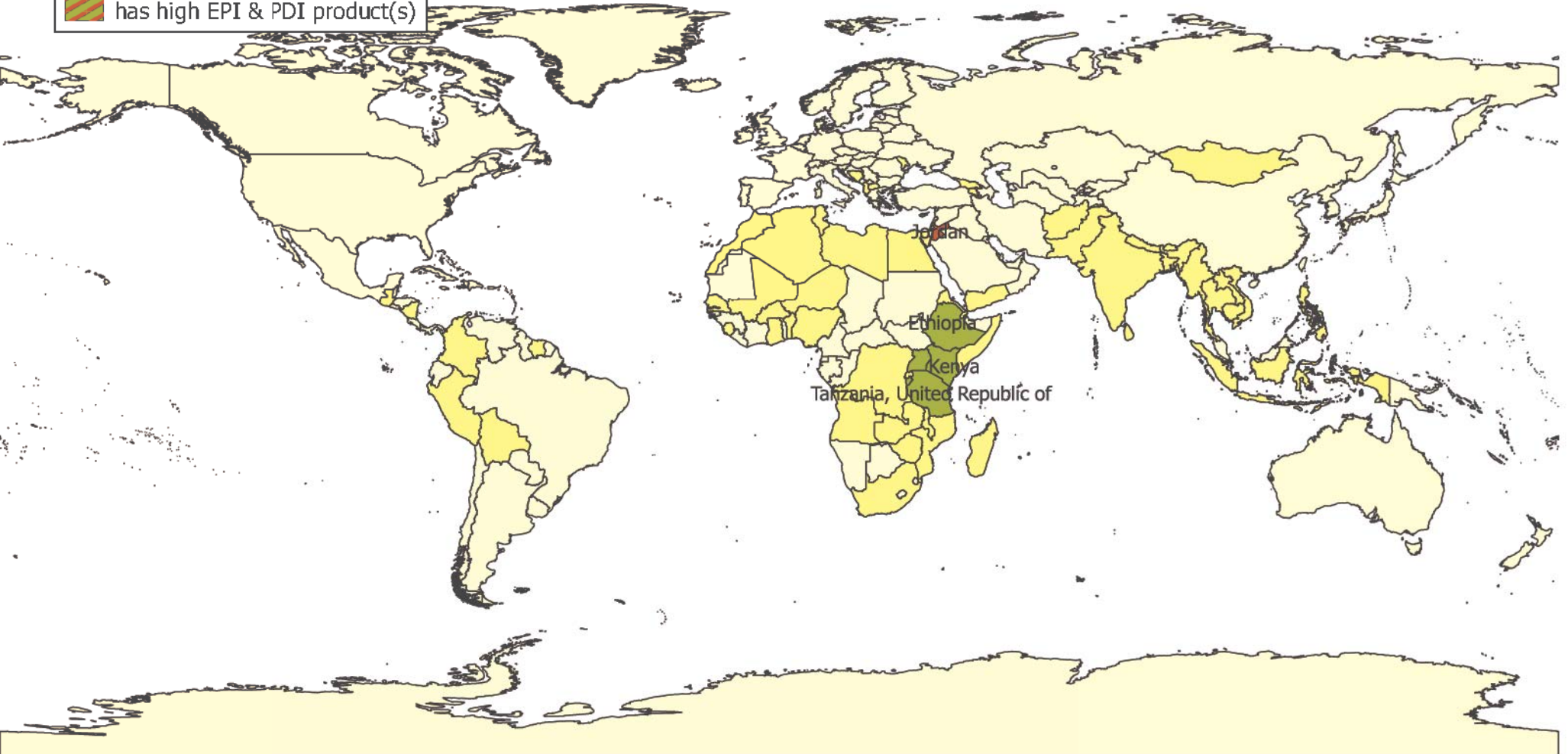
Product / product group description	Country	Export potential value (in US\$ thousand)	% of unused potential	Export potential rank	Product diversification rank	Would this product help the country improving its...?			
						level of technology	stability of export revenues	SME presence	female labour participation
848180: Taps, cocks, valves and similar appliances, nes	Angola	45	70%	8	1183	●	●	●	●
391740: Fittings, plastic	Bhutan	4	100%	4	1243	●	●	●	●
391729: Tubes, pipes and hoses, rigid; of plastics nes	Bhutan	0	100%	10	423	●	●	●	●
84XXb: Parts of machinery, holders	Bosnia and Herzegovina	31,842	34%	7		●	●	●	●
848140: Valves, safety or relief	Libya	11	75%	9	1256	●	●	●	●
848190: Parts of taps, cocks, valves or similar appliances	Libya	8	62%	10	1057	●	●	●	●
842139: Filtering or purifying machinery and apparatus for gases nes	Macedonia, The Former Yugoslav Republic of	86,011	52%	1		●	●	●	●
7306Xc: Other welded tubes and pipes, of a kind used for oil or gas pipelines, of	Macedonia, The Former Yugoslav Republic of	71,148	58%	2		●	●	●	●
730630: Tubes, pipe & hollow profiles, iron or steel, welded, of circular cross section, nes	Macedonia, The Former Yugoslav Republic of	25,260	63%	7		●	●	●	●
842199: Parts for filter or purifying machinery & apparatus for liquids or gases, nes	Somalia	1	98%	8	1201	●	●	●	●
842139: Filtering or purifying machinery and apparatus for gases nes	South Africa	676,985	5%	1		●	●	●	●

Note: Empty cells for Export potential value and rank indicate that the product has not been continuously supplied in the years 2011-2013. Empty cells for the Product diversification rank indicate that the product does not represent a diversification opportunity (either because it already exceeds 0.5% of the country's total exports, or because the country does not have the necessary capacity to supply the product). Empty cells for additional indicators are due to missing data.

Plants & young plant material

Legend

-  CBI countries
-  has high EPI product(s)
-  has high PDI product(s)
-  has high EPI & PDI product(s)



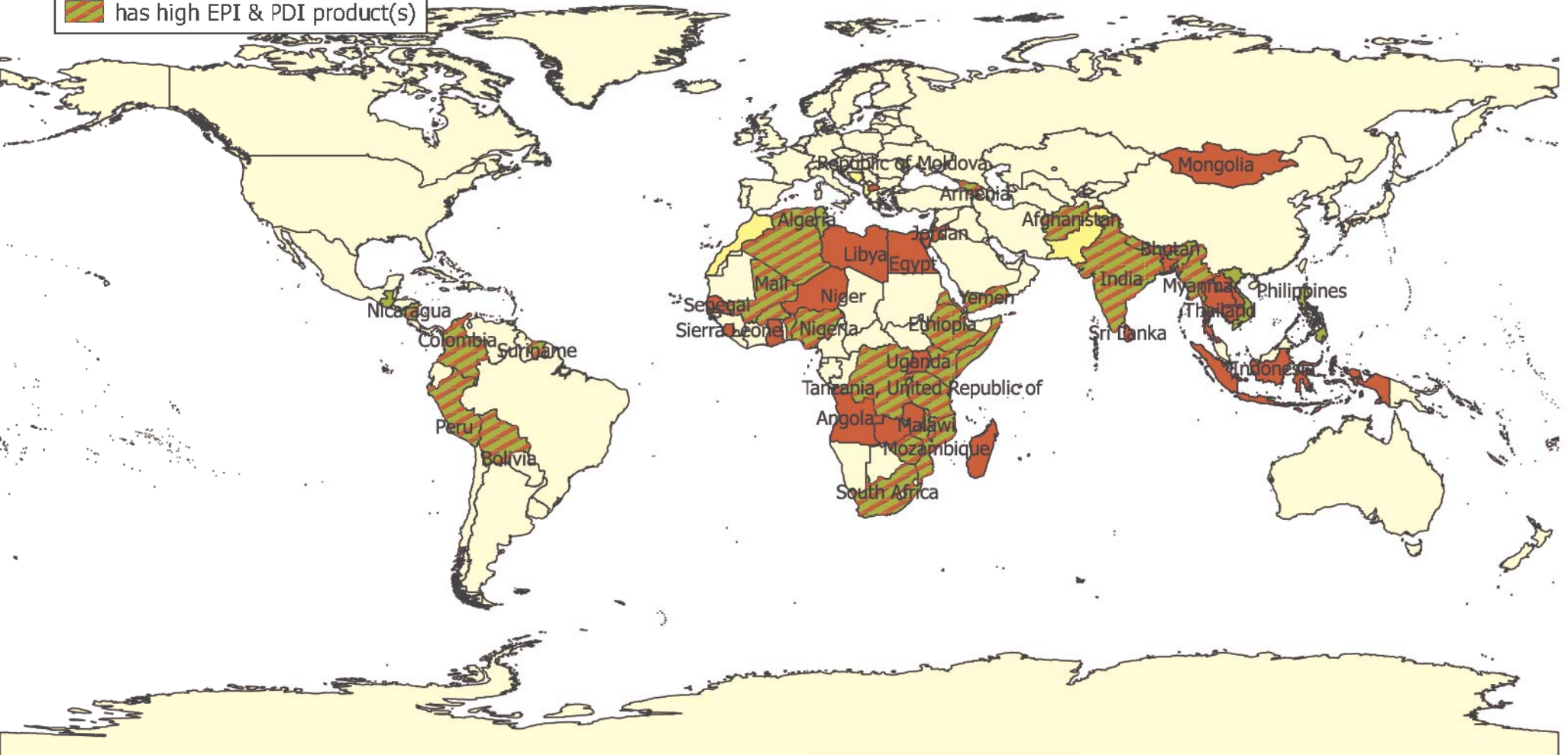
Product / product group description	Country	Export potential value (in US\$ thousand)	% of unused potential	Export potential rank	Product diversification rank	Would this product help the country improving its...?			
						level of technology	stability of export revenues	SME presence	female labour participation
060290: Plants live, nes	Burundi	8	88%	8	676	●	●		
060210: Cuttings and slips, unrooted	Ethiopia	31,749	50%	5		●	●		
060210: Cuttings and slips, unrooted	Jordan	1	97%	317	10	●	●		
060210: Cuttings and slips, unrooted	Kenya	83,973	56%	5		●	●		
060210: Cuttings and slips, unrooted	Tanzania, United Republic of	19,923	14%	4		●	●		
060210: Cuttings and slips, unrooted	Uganda	31,652	29%	3		●	●		

Note: Empty cells for Export potential value and rank indicate that the product has not been continuously supplied in the years 2011-2013. Empty cells for the Product diversification rank indicate that the product does not represent a diversification opportunity (either because it already exceeds 0.5% of the country's total exports, or because the country does not have the necessary capacity to supply the product). Empty cells for additional indicators are due to missing data.

Processed fruit & vegetables, nuts

Legend

-  CBI countries
-  has high EPI product(s)
-  has high PDI product(s)
-  has high EPI & PDI product(s)



Product / product group description	Country	Export potential value (in US\$ thousand)	% of unused potential	Export potential rank	Product diversification rank	Would this product help the country improving its...?			
						level of technology	stability of export revenues	SME presence	female labour participation
080620: Grapes, dried	Afghanistan	9,884	63%	1		●	●		
080420: Figs, fresh or dried	Afghanistan	3,806	100%	2		●	●		
080212: Almonds, fresh or dried, shelled or peeled	Afghanistan	2,552	95%	5		●	●		
0802Xb: Pistachios	Afghanistan	1,852	61%	7		●	●		
081310: Apricots, dried	Afghanistan	465	86%	10		●	●		
071340: Lentils dried, shelled, whether or not skinned or split	Afghanistan	29	100%	31	3	●	●		
080410: Dates, fresh or dried	Algeria	30,688	54%	2	8	●	●		
080131: Cashew nuts, in shell, fresh or dried	Algeria	0		2		●	●		
071350: Broad beans&horse beans dried, shelled, whether or not skinned or split	Algeria	0		9		●	●		
080132: Cashew nuts, without shell, fresh or dried	Angola	0		3		●	●		
080410: Dates, fresh or dried	Angola	0		6		●	●		
080122: Brazil nuts, without shell, fresh or dried	Angola	0		7		●	●		
080131: Cashew nuts, in shell, fresh or dried	Angola	0		8		●	●		
2008XX: Cranberries and other fruits, nuts and edible parts of plants, prepared o	Armenia	2,319	97%	7	165	●	●	●	●
081320: Prunes, dried	Armenia	1	89%	174	10	●	●		
080212: Almonds, fresh or dried, shelled or peeled	Armenia	0		4		●	●		
080420: Figs, fresh or dried	Armenia	0		6		●	●		
080232: Walnuts, fresh or dried, shelled or peeled	Armenia	0		8		●	●		
080132: Cashew nuts, without shell, fresh or dried	Bangladesh	0		3		●	●		
200820: Pineapples nes, o/w prep or presvd, sugared, sweetened, spirited or not	Bangladesh	0		6		●	●	●	●
080132: Cashew nuts, without shell, fresh or dried	Benin	207	44%	5	6	●	●		
080131: Cashew nuts, in shell, fresh or dried	Benin	192	76%	7		●	●		
2009Xd: Pineapple juice, unfermented	Benin	72	100%	9	161	●	●	●	●
080122: Brazil nuts, without shell, fresh or dried	Benin	0		4		●	●		
0803: Bananas and plantains, fresh or dried	Benin	0		7		●	●		
200891: Palm hearts nes, o/w prep o presvd, whether o not sugard, sweet o spirit	Bhutan	0		5		●	●	●	●
080122: Brazil nuts, without shell, fresh or dried	Bolivia	54,112	0%	1		●	●		
0803: Bananas and plantains, fresh or dried	Bolivia	8,022	100%	3	10	●	●		
071333: Kidney beans&white pea beans drid shelld, whether o not skinn d o split	Bolivia	6,065	82%	6	38	●	●		
200891: Palm hearts nes, o/w prep o presvd, whether o not sugard, sweet o spirit	Bolivia	5,067	85%	7	63	●	●	●	●
080132: Cashew nuts, without shell, fresh or dried	Bolivia	0		5		●	●		
080131: Cashew nuts, in shell, fresh or dried	Bolivia	0		6		●	●		
080132: Cashew nuts, without shell, fresh or dried	Burkina Faso	8,920	77%	4	4	●	●		
071333: Kidney beans&white pea beans drid shelld, whether o not skinn d o split	Burkina Faso	733	90%	8	18	●	●		
0803: Bananas and plantains, fresh or dried	Burundi	32	60%	4	13	●	●		
080132: Cashew nuts, without shell, fresh or dried	Burundi	0		4		●	●		
080122: Brazil nuts, without shell, fresh or dried	Burundi	0		5		●	●		
080131: Cashew nuts, in shell, fresh or dried	Burundi	0		6		●	●		
080132: Cashew nuts, without shell, fresh or dried	Cambodia	402	100%	144	4	●	●		
0803: Bananas and plantains, fresh or dried	Cambodia	7	72%	267	5	●	●		
0803: Bananas and plantains, fresh or dried	Colombia	591,369	3%	2		●	●		
080132: Cashew nuts, without shell, fresh or dried	Colombia	0		7		●	●		
2008XX: Cranberries and other fruits, nuts and edible parts of plants, prepared o	Democratic Republic of the Congo	338	94%	10	203	●	●	●	●
0803: Bananas and plantains, fresh or dried	Democratic Republic of the Congo	84	90%	17	4	●	●		
080132: Cashew nuts, without shell, fresh or dried	Democratic Republic of the Congo	0		6		●	●		
080131: Cashew nuts, in shell, fresh or dried	Democratic Republic of the Congo	0		10		●	●		
071333: Kidney beans&white pea beans drid shelld, whether o not skinn d o split	Djibouti	136	64%	2		●	●		

Product / product group description	Country	Export potential value (in US\$ thousand)		Export potential rank	Product diversification rank	Would this product help the country improving its...?			
			% of unused potential			level of technology	stability of export revenues	SME presence	female labour participation
071331: Urd,mung,black/green gram beans drid shelld,whether/not skinn/dsplit	Djibouti	18	99%	6	32	●	●		
071320: Chickpeas, dried, shelled, whether or not skinned or split	Djibouti	14	90%	7	53	●	●		
080122: Brazil nuts, without shell, fresh or dried	Djibouti	0		3		●	●		
080131: Cashew nuts, in shell, fresh or dried	Djibouti	0		5		●	●		
080132: Cashew nuts, without shell, fresh or dried	Djibouti	0		7		●	●		
080410: Dates, fresh or dried	Egypt	12,981	94%	53	7	●	●		
071333: Kidney beans&white pea beans drid shelld,whether o not skinn/d o split	Eritrea	252	100%	3	53	●	●		
080122: Brazil nuts, without shell, fresh or dried	Eritrea	0		3		●	●		
080131: Cashew nuts, in shell, fresh or dried	Eritrea	0		4		●	●		
080132: Cashew nuts, without shell, fresh or dried	Eritrea	0		6		●	●		
0713Xb: Dried pigeon peas and other leguminous vegetables, shelled	Eritrea	0		9		●	●		
071333: Kidney beans&white pea beans drid shelld,whether o not skinn/d o split	Ethiopia	24,387	30%	6		●	●		
0713Xb: Dried pigeon peas and other leguminous vegetables, shelled	Ethiopia	163	78%	49	9	●	●		
080132: Cashew nuts, without shell, fresh or dried	Ethiopia	0		2		●	●		
080131: Cashew nuts, in shell, fresh or dried	Ethiopia	0		3		●	●		
1202: Ground-nuts, not roasted	Gambia	3,652	33%	2		●	●		
080131: Cashew nuts, in shell, fresh or dried	Gambia	373	100%	8		●	●		
080132: Cashew nuts, without shell, fresh or dried	Gambia	0		8		●	●		
080222: Hazelnuts or filberts, fresh or dried, shelled or peeled	Georgia	64,463	17%	1		●	●		
080221: Hazelnuts or filberts in shell fresh or dried	Georgia	1,196	43%	7	613	●	●		
0803: Bananas and plantains, fresh or dried	Georgia	0		6		●	●		
080132: Cashew nuts, without shell, fresh or dried	Ghana	7,687	88%	12	5	●	●		
0803: Bananas and plantains, fresh or dried	Ghana	7,432	25%	13	4	●	●		
0803: Bananas and plantains, fresh or dried	Guatemala	97,743	92%	2		●	●		
080132: Cashew nuts, without shell, fresh or dried	India	541,956	56%	6	9	●	●		
1202: Ground-nuts, not roasted	India	533,187	98%	7	39	●	●		
200820: Pineapples nes,o/w prep or presvd,sugared,sweetened,spirited or not	Indonesia	53,992	19%	33	10	●	●	●	●
080132: Cashew nuts, without shell, fresh or dried	Indonesia	6,959	65%	148	3	●	●		
0803: Bananas and plantains, fresh or dried	Indonesia	697	100%	397	5	●	●		
0803: Bananas and plantains, fresh or dried	Jordan	0		1		●	●		
0713Xb: Dried pigeon peas and other leguminous vegetables, shelled	Jordan	0		4		●	●		
200820: Pineapples nes,o/w prep or presvd,sugared,sweetened,spirited or not	Kenya	42,822	27%	6		●	●	●	●
2009Xd: Pineapple juice, unfermented	Kenya	20,738	56%	9	59	●	●	●	●
080132: Cashew nuts, without shell, fresh or dried	Kenya	4,203	93%	24	7	●	●		
0803: Bananas and plantains, fresh or dried	Kenya	40	53%	219	2	●	●		
0803: Bananas and plantains, fresh or dried	Lao People's Democratic Republic	1,658	100%	26	8	●	●		
080132: Cashew nuts, without shell, fresh or dried	Lao People's Democratic Republic	0		2		●	●		
200820: Pineapples nes,o/w prep or presvd,sugared,sweetened,spirited or not	Lao People's Democratic Republic	0		6		●	●	●	●
080410: Dates, fresh or dried	Libya	0		1		●	●		
080232: Walnuts, fresh or dried, shelled or peeled	Macedonia, The Former Yugoslav Republic of	0	100%	561	7	●	●		
080132: Cashew nuts, without shell, fresh or dried	Madagascar	179	69%	99	6	●	●		
080111: Coconuts, desiccated	Madagascar	1	71%	322	10	●	●		
200820: Pineapples nes,o/w prep or presvd,sugared,sweetened,spirited or not	Madagascar	0		9		●	●	●	●
1202: Ground-nuts, not roasted	Malawi	21,548	100%	3		●	●		
0802Xc: Nuts nes	Malawi	3,462	42%	6		●	●		
080132: Cashew nuts, without shell, fresh or dried	Malawi	0		2		●	●		
080131: Cashew nuts, in shell, fresh or dried	Malawi	0		3		●	●		




Product / product group description	Country	Export potential value (in US\$ thousand)	% of unused potential	Export potential rank	Product diversification rank	Would this product help the country improving its...?			
						level of technology	stability of export revenues	SME presence	female labour participation
080122: Brazil nuts, without shell, fresh or dried	Malawi	0		4		●	●		
0803: Bananas and plantains, fresh or dried	Malawi	0		10		●	●		
080131: Cashew nuts, in shell, fresh or dried	Maldives	0		7		●	●		
2008XX: Cranberries and other fruits, nuts and edible parts of plants, prepared o	Mali	211	●12%	6	164	●	●	●	●
1202: Ground-nuts, not roasted	Mali	139	○89%	9	23	●	●		
080132: Cashew nuts, without shell, fresh or dried	Mali	0		3		●	●		
0803: Bananas and plantains, fresh or dried	Mali	0		4		●	●		
071333: Kidney beans&white pea beans drid shelld,whether o not skinnd o split	Mongolia	0		7		●	●		
0803: Bananas and plantains, fresh or dried	Mozambique	134,460	○100%	1		●	●		
080132: Cashew nuts, without shell, fresh or dried	Mozambique	29,705	●82%	5		●	●		
1202: Ground-nuts, not roasted	Mozambique	28,984	○98%	6	17	●	●		
080122: Brazil nuts, without shell, fresh or dried	Mozambique	0		9		●	●		
071331: Urd,mung,black/green gram beans drid shelld,whether/not skinnd/split	Myanmar	11,808	●47%	4		●	●		
080132: Cashew nuts, without shell, fresh or dried	Myanmar	389	○100%	66	8	●	●		
200820: Pineapples nes,o/w prep or presvd,sugared,sweetened,spirited or not	Myanmar	0		10		●	●	●	●
071340: Lentils dried, shelled, whether or not skinned or split	Nepal	2,233	○88%	5		●	●		
080132: Cashew nuts, without shell, fresh or dried	Nepal	0		1		●	●		
0803: Bananas and plantains, fresh or dried	Nepal	0		8		●	●		
1202: Ground-nuts, not roasted	Nicaragua	23,340	●75%	3		●	●		
071333: Kidney beans&white pea beans drid shelld,whether o not skinnd o split	Nicaragua	8,681	○100%	7		●	●		
0803: Bananas and plantains, fresh or dried	Nicaragua	5,288	○100%	10		●	●		
080132: Cashew nuts, without shell, fresh or dried	Nicaragua	8	●71%	85	3	●	●		
080131: Cashew nuts, in shell, fresh or dried	Nicaragua	0		6		●	●		
080131: Cashew nuts, in shell, fresh or dried	Niger	0		2		●	●		
080132: Cashew nuts, without shell, fresh or dried	Niger	0		3		●	●		
080132: Cashew nuts, without shell, fresh or dried	Nigeria	8,827	●83%	10	1	●	●		
0803: Bananas and plantains, fresh or dried	Nigeria	2	○90%	153	6	●	●		
080122: Brazil nuts, without shell, fresh or dried	Nigeria	0		8		●	●		
080410: Dates, fresh or dried	Palestine, State of	880	●64%	4		●	●		
071340: Lentils dried, shelled, whether or not skinned or split	Palestine, State of	0		4		●	●		
0713Xb: Dried pigeon peas and other leguminous vegetables, shelled	Palestine, State of	0		6		●	●		
200560: Asparagus prepard or preservd,o/t by vinegar or acetic acid,not frozen	Peru	192,782	●51%	3	764	●	●	●	●
0803: Bananas and plantains, fresh or dried	Peru	86,453	●40%	6	2	●	●		
080132: Cashew nuts, without shell, fresh or dried	Peru	0		5		●	●		
0803: Bananas and plantains, fresh or dried	Philippines	623,154	○99%	3		●	●		
080111: Coconuts, dessicated	Philippines	128,306	●53%	10	13	●	●		
080232: Walnuts, fresh or dried, shelled or peeled	Republic of Moldova	34,231	●37%	4		●	●		
2009Xf: Apple juice, unfermented	Republic of Moldova	18,197	●32%	10		●	●	●	●
071333: Kidney beans&white pea beans drid shelld,whether o not skinnd o split	Rwanda	35	○100%	9	28	●	●		
0803: Bananas and plantains, fresh or dried	Rwanda	1	●36%	39	9	●	●		
080131: Cashew nuts, in shell, fresh or dried	Rwanda	0		6		●	●		
080111: Coconuts, dessicated	Sao Tome and Principe	448	○100%	2	53	●	●		
080131: Cashew nuts, in shell, fresh or dried	Sao Tome and Principe	0		5		●	●		
080132: Cashew nuts, without shell, fresh or dried	Sao Tome and Principe	0		7		●	●		
080131: Cashew nuts, in shell, fresh or dried	Senegal	19	●73%	83	4	●	●		
080132: Cashew nuts, without shell, fresh or dried	Senegal	3	●82%	138	5	●	●		
080132: Cashew nuts, without shell, fresh or dried	Sierra Leone	0		1		●	●		

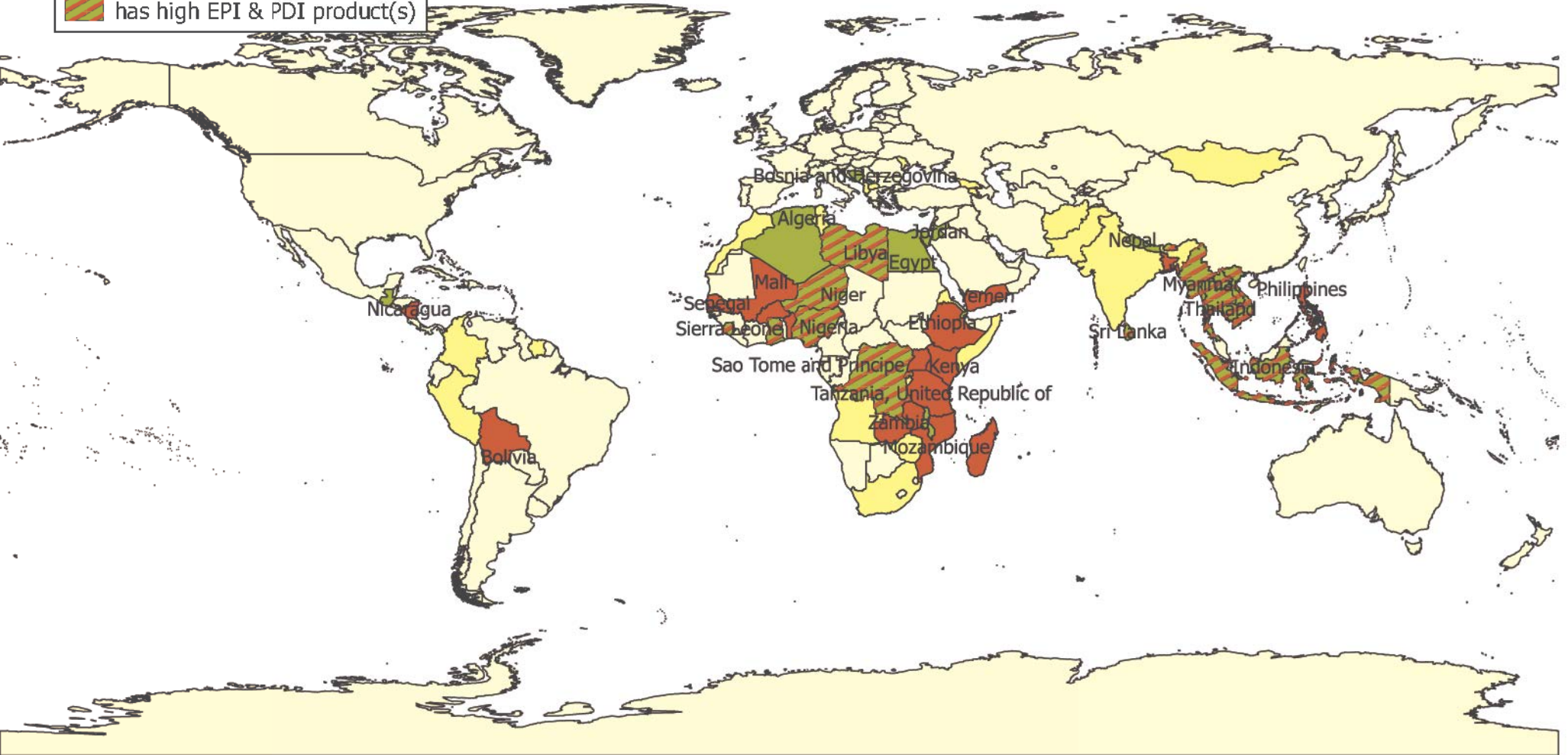
Product / product group description	Country	Export potential value (in US\$ thousand)	% of unused potential	Export potential rank	Product diversification rank	Would this product help the country improving its...?			
						level of technology	stability of export revenues	SME presence	female labour participation
080131: Cashew nuts, in shell, fresh or dried	Sierra Leone	0			4	●	●		
0803: Bananas and plantains, fresh or dried	Sierra Leone	0			7	●	●		
200560: Asparagus prepared or preserved, o/t by vinegar or acetic acid, not frozen	Somalia	1	100%	10	1249	●	●	●	●
080131: Cashew nuts, in shell, fresh or dried	Somalia	0			2	●	●		
080132: Cashew nuts, without shell, fresh or dried	Somalia	0			7	●	●		
0802Xc: Nuts nes	South Africa	101,897	65%	9	30	●	●		
0803: Bananas and plantains, fresh or dried	South Africa	8,495	97%	74	4	●	●		
080212: Almonds, fresh or dried, shelled or peeled	South Africa	6	18%	1157	5	●	●		
080132: Cashew nuts, without shell, fresh or dried	Sri Lanka	871	59%	167	5	●	●		
0803: Bananas and plantains, fresh or dried	Suriname	205,490	86%	1		●	●		
080131: Cashew nuts, in shell, fresh or dried	Suriname	0			4	●	●		
080132: Cashew nuts, without shell, fresh or dried	Suriname	0			7	●	●		
080132: Cashew nuts, without shell, fresh or dried	Tanzania, United Republic of	10,973	19%	7		●	●		
0803: Bananas and plantains, fresh or dried	Tanzania, United Republic of	57	86%	97	4	●	●		
080122: Brazil nuts, without shell, fresh or dried	Tanzania, United Republic of	0			5	●	●		
200820: Pineapples nes, o/w prep or preserved, sugared, sweetened, spirited or not	Thailand	236,183	23%	14	9	●	●	●	●
0803: Bananas and plantains, fresh or dried	Thailand	12,978	96%	138	4	●	●		
080410: Dates, fresh or dried	Tunisia	270,350	67%	4		●	●		
0803: Bananas and plantains, fresh or dried	Uganda	504	31%	28	5	●	●		
080132: Cashew nuts, without shell, fresh or dried	Uganda	0	41%	367	1	●	●		
080131: Cashew nuts, in shell, fresh or dried	Uganda	0			2	●	●		
080132: Cashew nuts, without shell, fresh or dried	Viet Nam	497,712	45%	5		●	●		
0803: Bananas and plantains, fresh or dried	Yemen	4,339	100%	1	9	●	●		
080132: Cashew nuts, without shell, fresh or dried	Yemen	0			5	●	●		
080131: Cashew nuts, in shell, fresh or dried	Yemen	0			7	●	●		
080132: Cashew nuts, without shell, fresh or dried	Zambia	0			2	●	●		
080131: Cashew nuts, in shell, fresh or dried	Zambia	0			6	●	●		
0802Xc: Nuts nes	Zimbabwe	3,533	100%	4	123	●	●		
080132: Cashew nuts, without shell, fresh or dried	Zimbabwe	0			2	●	●		
080131: Cashew nuts, in shell, fresh or dried	Zimbabwe	0			3	●	●		
080122: Brazil nuts, without shell, fresh or dried	Zimbabwe	0			9	●	●		

Note: Empty cells for Export potential value and rank indicate that the product has not been continuously supplied in the years 2011-2013. Empty cells for the Product diversification rank indicate that the product does not represent a diversification opportunity (either because it already exceeds 0.5% of the country's total exports, or because the country does not have the necessary capacity to supply the product). Empty cells for additional indicators are due to missing data.

Rubber & plastic products

Legend

-  CBI countries
-  has high EPI product(s)
-  has high PDI product(s)
-  has high EPI & PDI product(s)



Product / product group description	Country	Export potential value (in US\$ thousand)		Export potential rank	Product diversification rank	Would this product help the country improving its...?			
			% of unused potential			level of technology	stability of export revenues	SME presence	female labour participation
392330: Carboys, bottles, flasks and similar articles of plastics	Algeria	330	88%	10	487	●	●	●	●
400121: Natural rubber in smoked sheets	Bangladesh	1,450	99%	150	2	●	●	●	●
400129: Natural rubber in other forms nes	Bangladesh	128	94%	256	5	●	●	●	●
400122: Technically specified natural rubber (TSNR)	Bangladesh	0		1		●	●	●	●
400122: Technically specified natural rubber (TSNR)	Benin	0		5		●	●	●	●
400129: Natural rubber in other forms nes	Benin	0		9		●	●	●	●
392092: Film and sheet etc, non-cellular etc, of polyamides	Bhutan	4	100%	3	1088	●	●	●	●
391740: Fittings, plastic	Bhutan	4	100%	4	1243	●	●	●	●
391729: Tubes, pipes and hoses, rigid; of plastics nes	Bhutan	0	100%	10	423	●	●	●	●
400122: Technically specified natural rubber (TSNR)	Bhutan	0		6		●	●	●	●
400129: Natural rubber in other forms nes	Bolivia	0		8		●	●	●	●
392520: Doors, windows and their frames and thresholds for doors, of plastics	Bosnia and Herzegovina	50,606	67%	5		●	●	●	●
400129: Natural rubber in other forms nes	Burkina Faso	0		7		●	●	●	●
400122: Technically specified natural rubber (TSNR)	Burkina Faso	0		8		●	●	●	●
400121: Natural rubber in smoked sheets	Cabo Verde	0		7		●	●	●	●
400122: Technically specified natural rubber (TSNR)	Cabo Verde	0		8		●	●	●	●
400122: Technically specified natural rubber (TSNR)	Cambodia	55,277	99%	10		●	●	●	●
400129: Natural rubber in other forms nes	Cambodia	12,431	97%	40	10	●	●	●	●
400122: Technically specified natural rubber (TSNR)	Democratic Republic of the Congo	1,005	74%	6	7	●	●	●	●
401110: Pneumatic tire new of rubber f motor car incl station wagons&racg cars	Djibouti	12	77%	8	1038	●	●	●	●
3922XX: Baths, shower-baths, wash-basins, and other sanitary ware, of plastic	Egypt	61,882	19%	10	581	●	●	●	●
400122: Technically specified natural rubber (TSNR)	Ethiopia	0		7		●	●	●	●
400129: Natural rubber in other forms nes	Ethiopia	0		10		●	●	●	●
400122: Technically specified natural rubber (TSNR)	Gambia	0		1		●	●	●	●
400129: Natural rubber in other forms nes	Gambia	0		3		●	●	●	●
392490: Household and toilet articles nes, of plastics	Ghana	20,325	100%	6		●	●	●	●
400122: Technically specified natural rubber (TSNR)	Ghana	5,244	8%	15	6	●	●	●	●
400129: Natural rubber in other forms nes	Ghana	553	39%	43	7	●	●	●	●
400122: Technically specified natural rubber (TSNR)	Guatemala	14,358	96%	6		●	●	●	●
400122: Technically specified natural rubber (TSNR)	Indonesia	1,675,522	43%	2		●	●	●	●
400121: Natural rubber in smoked sheets	Indonesia	36,884	46%	46	4	●	●	●	●
400110: Natural rubber latex, whether or not prevulcanised	Indonesia	14,066	7%	95	8	●	●	●	●
400129: Natural rubber in other forms nes	Indonesia	676	0%	403	1	●	●	●	●
392329: Sacks and bags (including cones) of plastics nes	Jordan	3,196	98%	7	177	●	●	●	●
400122: Technically specified natural rubber (TSNR)	Kenya	0		5		●	●	●	●
400122: Technically specified natural rubber (TSNR)	Lao People's Democratic Republic	6,928	99%	8		●	●	●	●
400129: Natural rubber in other forms nes	Lao People's Democratic Republic	3,086	100%	17	3	●	●	●	●
400122: Technically specified natural rubber (TSNR)	Libya	28	100%	5	36	●	●	●	●
400231: Isobutene-isoprene (butyl) rubber (IIR)	Libya	0		8		●	●	●	●
400121: Natural rubber in smoked sheets	Madagascar	0		1		●	●	●	●
400122: Technically specified natural rubber (TSNR)	Madagascar	0		3		●	●	●	●
400129: Natural rubber in other forms nes	Madagascar	0		4		●	●	●	●
400129: Natural rubber in other forms nes	Malawi	4,073	100%	5		●	●	●	●
400121: Natural rubber in smoked sheets	Maldives	0		10		●	●	●	●
400129: Natural rubber in other forms nes	Mali	0		6		●	●	●	●
400122: Technically specified natural rubber (TSNR)	Mali	0		9		●	●	●	●
400129: Natural rubber in other forms nes	Mozambique	0		3		●	●	●	●

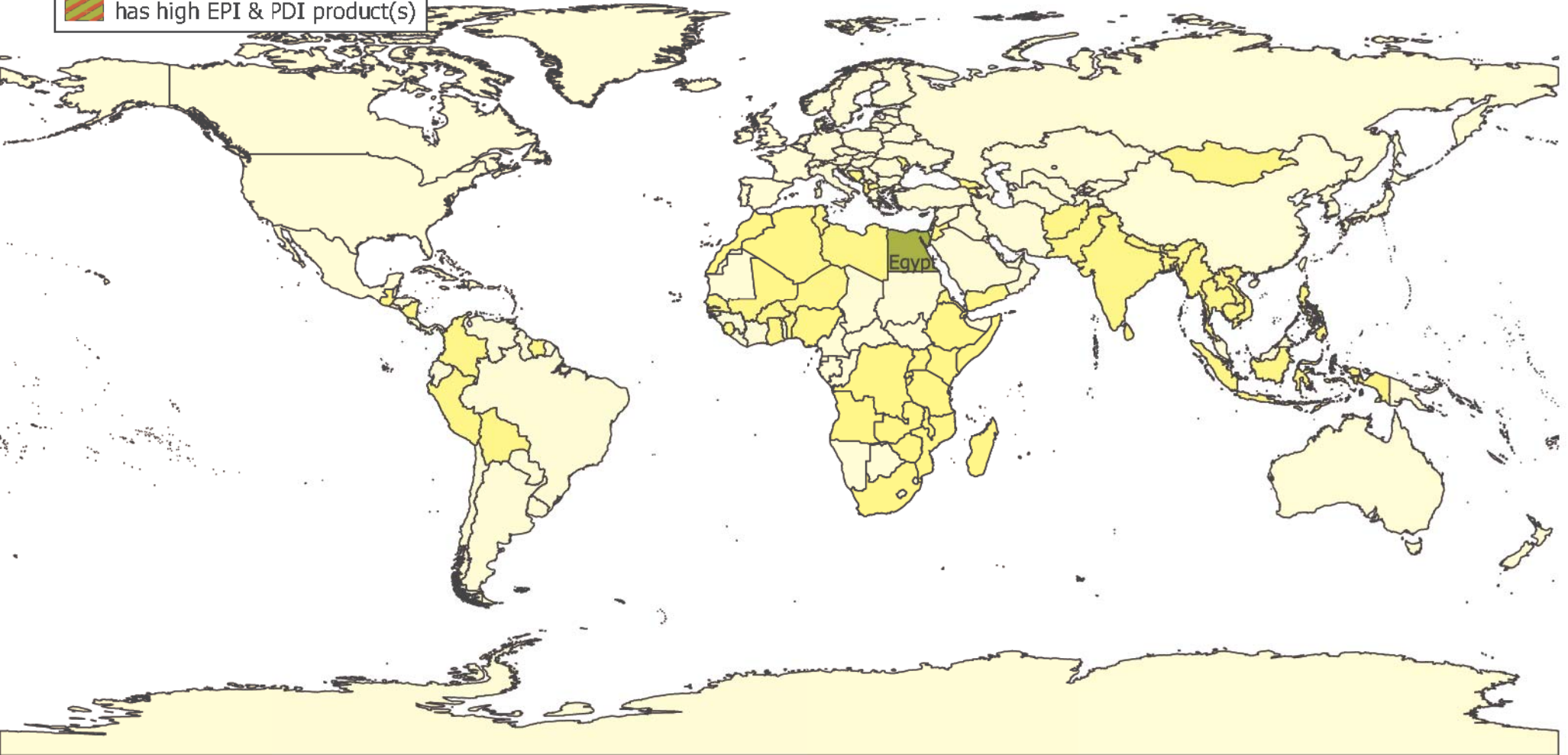
Product / product group description	Country	Export potential value (in US\$ thousand)	% of unused potential	Export potential rank	Product diversification rank	Would this product help the country improving its...?			
						level of technology	stability of export revenues	SME presence	female labour participation
400122: Technically specified natural rubber (TSNR)	Mozambique	0			6	●	●		
400121: Natural rubber in smoked sheets	Myanmar	8,134	○100%	6		●	●		
400122: Technically specified natural rubber (TSNR)	Myanmar	7,768	○100%	7	5	●	●		
400129: Natural rubber in other forms nes	Myanmar	1,453	○100%	35	7	●	●		
392690: Articles of plastics or of other materials of Nos 39.01 to 39.14 nes	Nepal	1,803	○99%		8	●	●	●	●
400122: Technically specified natural rubber (TSNR)	Nicaragua	0			8	●	●		
392321: Sacks and bags (including cones) of polymers of ethylene	Niger	2,906	○100%	1	600	●	●	●	●
400122: Technically specified natural rubber (TSNR)	Niger	0			9	●	●		
400122: Technically specified natural rubber (TSNR)	Nigeria	216,169	●5%	2	10	●	●		
400129: Natural rubber in other forms nes	Philippines	33,364	○100%	24	6	●	●		
400122: Technically specified natural rubber (TSNR)	Philippines	3,680	○95%	104	1	●	●		
400121: Natural rubber in smoked sheets	Philippines	304	●84%	290	7	●	●		
392310: Boxes, cases, crates & similar articles of plastic	Rwanda	172	○100%	5	727	●	●	●	●
400129: Natural rubber in other forms nes	Rwanda	0			5	●	●		
400122: Technically specified natural rubber (TSNR)	Rwanda	0			7	●	●		
400110: Natural rubber latex, whether or not prevulcanised	Sao Tome and Principe	0			3	●	●		
400122: Technically specified natural rubber (TSNR)	Sao Tome and Principe	0			6	●	●		
400129: Natural rubber in other forms nes	Sao Tome and Principe	0			8	●	●		
400122: Technically specified natural rubber (TSNR)	Senegal	0			6	●	●		
400129: Natural rubber in other forms nes	Sierra Leone	379	○96%	6	8	●	●		
401120: Pneumatic tires new of rubber for buses or lorries	Sierra Leone	306	○91%	9	468	●	●	●	●
400122: Technically specified natural rubber (TSNR)	Sierra Leone	0			6	●	●		
401290: Solid o cushioned tires,interchangeable tire treads& tire flaps of rbr	Sri Lanka	101,216	●14%	6		●	●	●	●
401519: Gloves nes of rubber	Sri Lanka	88,927	●49%	8		●	●	●	●
400122: Technically specified natural rubber (TSNR)	Sri Lanka	5,236	●45%	68	8	●	●		
400122: Technically specified natural rubber (TSNR)	Tanzania, United Republic of	0			3	●	●		
400122: Technically specified natural rubber (TSNR)	Thailand	970,869	●76%	2		●	●		
400110: Natural rubber latex, whether or not prevulcanised	Thailand	406,484	●84%	7		●	●		
400121: Natural rubber in smoked sheets	Thailand	396,293	●30%	8		●	●		
401519: Gloves nes of rubber	Thailand	325,564	●44%	11	5	●	●	●	●
400129: Natural rubber in other forms nes	Thailand	290,896	●68%	12	7	●	●		
400129: Natural rubber in other forms nes	Uganda	0			10	●	●		
400122: Technically specified natural rubber (TSNR)	Viet Nam	409,871	●67%	6		●	●		
400129: Natural rubber in other forms nes	Viet Nam	252,002	○92%	10	2	●	●		
400121: Natural rubber in smoked sheets	Viet Nam	38,056	●87%	59	3	●	●		
400122: Technically specified natural rubber (TSNR)	Yemen	0			6	●	●		
400129: Natural rubber in other forms nes	Zambia	0			4	●	●		

Note: Empty cells for Export potential value and rank indicate that the product has not been continuously supplied in the years 2011-2013. Empty cells for the Product diversification rank indicate that the product does not represent a diversification opportunity (either because it already exceeds 0.5% of the country's total exports, or because the country does not have the necessary capacity to supply the product). Empty cells for additional indicators are due to missing data.

Sanitary products & ceramic tiles

Legend

-  CBI countries
-  has high EPI product(s)
-  has high PDI product(s)
-  has high EPI & PDI product(s)



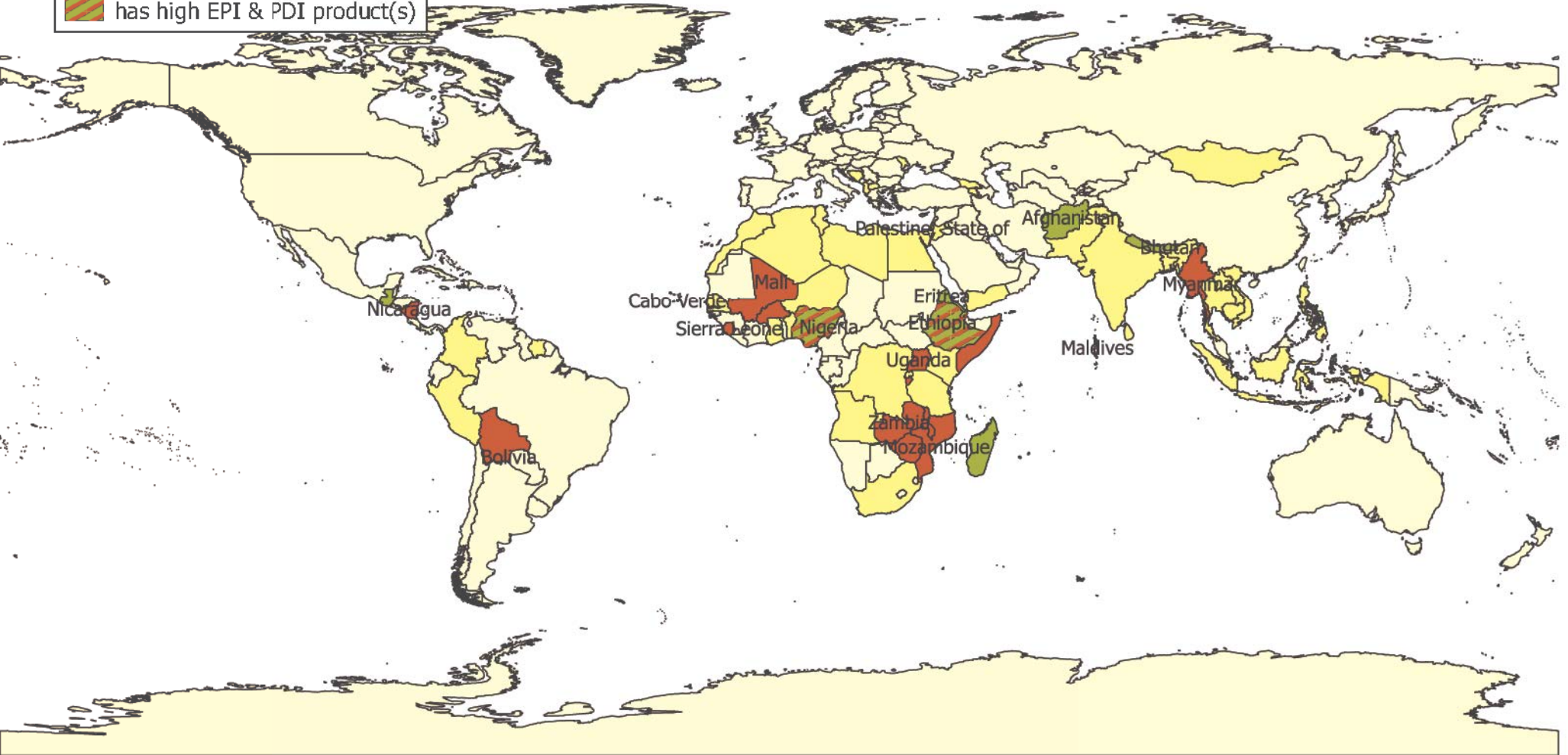
Product / product group description	Country	Export potential value (in US\$ thousand)	% of unused potential	Export potential rank	Product diversification rank	Would this product help the country improving its...?			
						level of technology	stability of export revenues	SME presence	female labour participation
3922XX: Baths, shower-baths, wash-basins, and other sanitary ware, of plastic	Egypt	61,882	19%	10	581				

Note: Empty cells for Export potential value and rank indicate that the product has not been continuously supplied in the years 2011-2013. Empty cells for the Product diversification rank indicate that the product does not represent a diversification opportunity (either because it already exceeds 0.5% of the country's total exports, or because the country does not have the necessary capacity to supply the product). Empty cells for additional indicators are due to missing data.

Spices & herbs

Legend

-  CBI countries
-  has high EPI product(s)
-  has high PDI product(s)
-  has high EPI & PDI product(s)



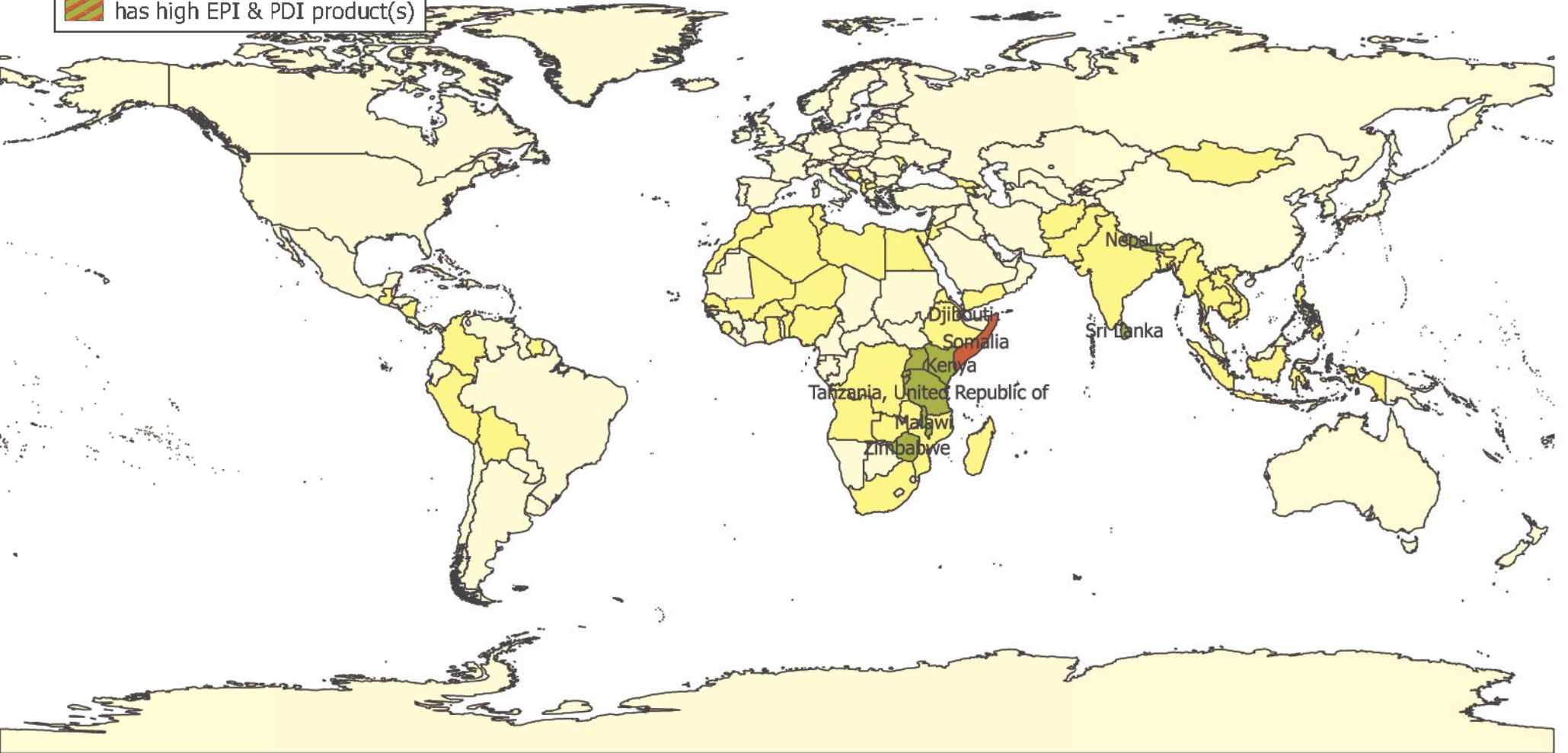
Product / product group description	Country	Export potential value (in US\$ thousand)	% of unused potential	Export potential rank	Product diversification rank	Would this product help the country improving its...?			
						level of technology	stability of export revenues	SME presence	female labour participation
091020: Saffron	Afghanistan	521	34%	9	183	●	●		
0908Xc: Cardamons	Bhutan	28	100%	2	985	●	●		
0907: Cloves	Bolivia	0		7		●	●		
0907: Cloves	Burkina Faso	0		5		●	●		
0907: Cloves	Burundi	0		3		●	●		
0908Xb: Mace	Cabo Verde	0		9		●	●		
091030: Turmeric (curcuma)	Djibouti	71	100%	3	121	●	●		
0907: Cloves	Djibouti	0		8		●	●		
0907: Cloves	Eritrea	17	100%	8	20	●	●		
0910XX: Ginger	Ethiopia	5,653	98%	8	183	●	●		
0907: Cloves	Ethiopia	0		5		●	●		
0908Xb: Mace	Gambia	0		6		●	●		
0908Xc: Cardamons	Guatemala	11,115	17%	7		●	●		
0905: Vanilla	Madagascar	141,655	80%	1		●	●		
0907: Cloves	Madagascar	31,167	75%	6		●	●		
0907: Cloves	Malawi	0		8		●	●		
0908Xb: Mace	Maldives	0		9		●	●		
0907: Cloves	Mali	0		5		●	●		
0907: Cloves	Mozambique	0		4		●	●		
0908Xa: Nutmeg	Myanmar	0		6		●	●		
0908Xb: Mace	Myanmar	0		9		●	●		
0908Xc: Cardamons	Nepal	1,826	99%	7		●	●		
0910XX: Ginger	Nepal	1,598	100%	10		●	●		
0907: Cloves	Nicaragua	0		7		●	●		
0910XX: Ginger	Nigeria	29,988	79%	8	145	●	●		
0907: Cloves	Nigeria	0		4		●	●		
091099: Spices nes	Palestine, State of	611	82%	5		●	●		
091020: Saffron	Palestine, State of	0		8		●	●		
0907: Cloves	Sierra Leone	0		5		●	●		
0907: Cloves	Somalia	0		4		●	●		
0907: Cloves	Uganda	0		3		●	●		
0907: Cloves	Zambia	0		10		●	●		
0907: Cloves	Zimbabwe	0		5		●	●		

Note: Empty cells for Export potential value and rank indicate that the product has not been continuously supplied in the years 2011-2013. Empty cells for the Product diversification rank indicate that the product does not represent a diversification opportunity (either because it already exceeds 0.5% of the country's total exports, or because the country does not have the necessary capacity to supply the product). Empty cells for additional indicators are due to missing data.

Tea

Legend

-  CBI countries
-  has high EPI product(s)
-  has high PDI product(s)
-  has high EPI & PDI product(s)



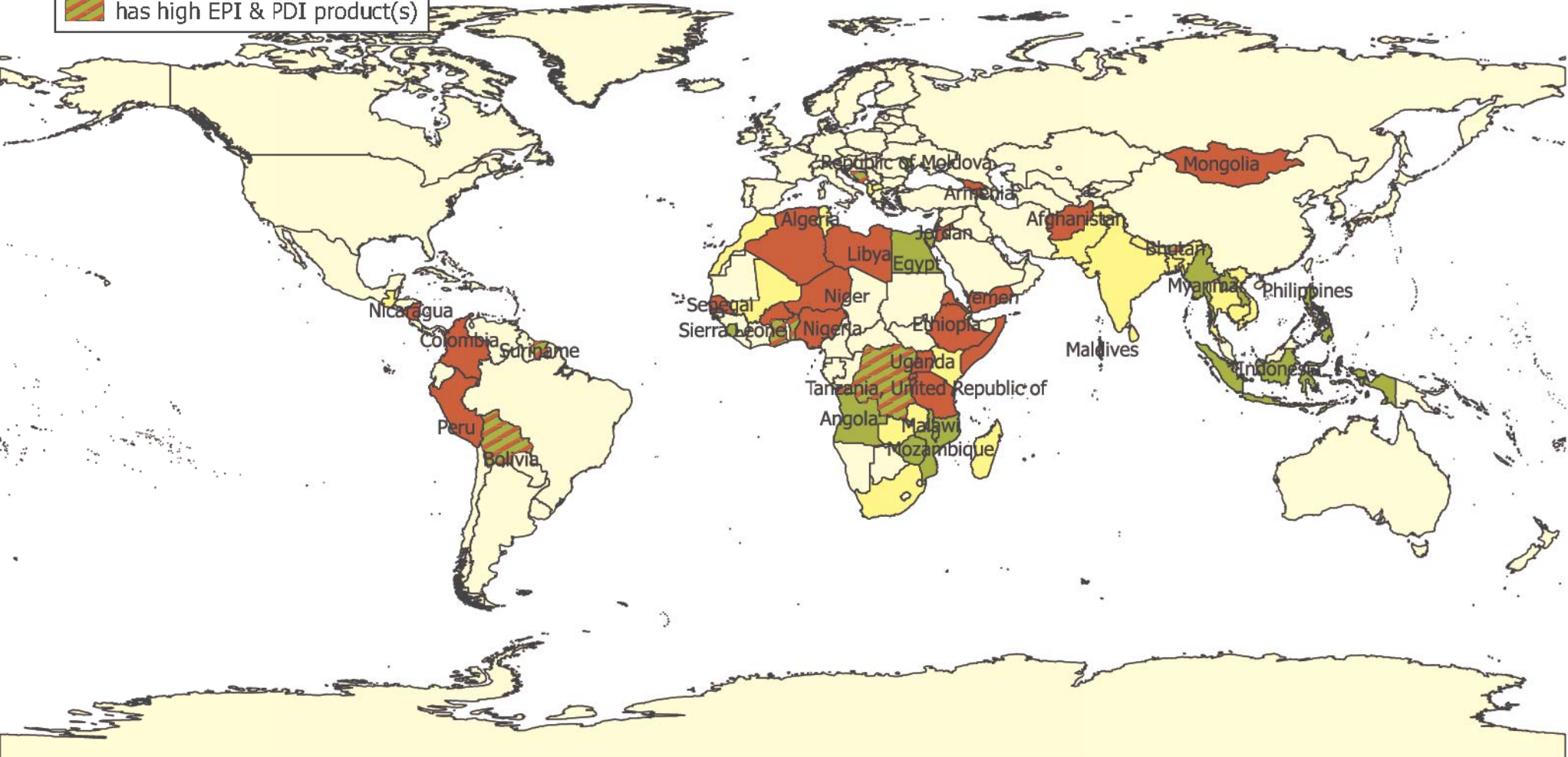
Product / product group description	Country	Export potential value (in US\$ thousand)	% of unused potential	Export potential rank	Product diversification rank	Would this product help the country improving its...?			
						level of technology	stability of export revenues	SME presence	female labour participation
090240: Black tea (fermented) & partly fermented tea in packages exceedg 3 kg	Burundi	3,629	94%	2		●	●		
090240: Black tea (fermented) & partly fermented tea in packages exceedg 3 kg	Djibouti	0			9	●	●		
090240: Black tea (fermented) & partly fermented tea in packages exceedg 3 kg	Kenya	436,584	52%	1		●	●		
090240: Black tea (fermented) & partly fermented tea in packages exceedg 3 kg	Malawi	30,301	26%	1		●	●		
090240: Black tea (fermented) & partly fermented tea in packages exceedg 3 kg	Nepal	4,425	85%	2		●	●		
090240: Black tea (fermented) & partly fermented tea in packages exceedg 3 kg	Rwanda	5,257	56%	2		●	●		
090230: Black tea (fermented)&partly fermentd tea in packages not exceedg 3 k	Rwanda	133	100%	6		●	●	●	●
090240: Black tea (fermented) & partly fermented tea in packages exceedg 3 kg	Somalia	0			10	●	●		
090240: Black tea (fermented) & partly fermented tea in packages exceedg 3 kg	Sri Lanka	370,302	89%	1		●	●		
090230: Black tea (fermented)&partly fermentd tea in packages not exceedg 3 k	Sri Lanka	87,637	43%	9		●	●	●	●
090240: Black tea (fermented) & partly fermented tea in packages exceedg 3 kg	Tanzania, United Republic of	6,435	15%	10		●	●		
090240: Black tea (fermented) & partly fermented tea in packages exceedg 3 kg	Uganda	7,767	87%	5		●	●		
090240: Black tea (fermented) & partly fermented tea in packages exceedg 3 kg	Zimbabwe	3,204	16%	5		●	●		

Note: Empty cells for Export potential value and rank indicate that the product has not been continuously supplied in the years 2011-2013. Empty cells for the Product diversification rank indicate that the product does not represent a diversification opportunity (either because it already exceeds 0.5% of the country's total exports, or because the country does not have the necessary capacity to supply the product). Empty cells for additional indicators are due to missing data.

Timber (products)

Legend

- CBI countries
- has high EPI product(s)
- has high PDI product(s)
- has high EPI & PDI product(s)



Product / product group description	Country	Export potential value (in US\$ thousand)	% of unused potential	Export potential rank	Product diversification rank	Would this product help the country improving its...?			
						level of technology	stability of export revenues	SME presence	female labour participation
440726: Lumber, Meranti nes, Lauan, Seraya, alan sawn >6mm	Afghanistan	0		2		●	●	●	●
440722: Virola, imbuia and balsa, sawn or chipped lengthwise, sliced or peeled	Afghanistan	0		7		●	●	●	●
440726: Lumber, Meranti nes, Lauan, Seraya, alan sawn >6mm	Algeria	0		3		●	●	●	●
440725: Lumber, Meranti (red, bakau) sawn lengthwise >6mm	Algeria	0		6		●	●	●	●
4403XX: Other logs of wood	Algeria	0		7		●	●	●	●
4403XX: Other logs of wood	Angola	569	●15%	2	22	●	●	●	●
4407XX: Other wood sawn/chipped lengthwise, sliced/peeled	Angola	36	●23%	9	81	●	●	●	●
440722: Virola, imbuia and balsa, sawn or chipped lengthwise, sliced or peeled	Armenia	0		3		●	●	●	●
4403XX: Other logs of wood	Armenia	0		9		●	●	●	●
4407XX: Other wood sawn/chipped lengthwise, sliced/peeled	Benin	1,524	●87%	2		●	●	●	●
4403XX: Other logs of wood	Benin	1,373	○100%	3		●	●	●	●
440725: Lumber, Meranti (red, bakau) sawn lengthwise >6mm	Benin	0		8		●	●	●	●
4410XX: Particle board and similar board of wood	Bhutan	34	○100%	1		●	●	●	●
44XXXX: (4408 & 4412) Plywood, veneered panels and similar laminated wood;	Bhutan	2	○90%	6	108	●	●	●	●
440722: Virola, imbuia and balsa, sawn or chipped lengthwise, sliced or peeled	Bhutan	0		2		●	●	●	●
440726: Lumber, Meranti nes, Lauan, Seraya, alan sawn >6mm	Bhutan	0		3		●	●	●	●
440341: Logs, Meranti red(dark, light, bakau) in rough	Bhutan	0		8		●	●	●	●
4409XX: Wood (lumber) continuously shaped, bamboo and other non coniferous	Bolivia	3,234	●20%	9	129	●	●	●	●
440722: Virola, imbuia and balsa, sawn or chipped lengthwise, sliced or peeled	Bolivia	0		3		●	●	●	●
440725: Lumber, Meranti (red, bakau) sawn lengthwise >6mm	Bolivia	0		9		●	●	●	●
940190: Parts of seats other than those of heading No 94.02	Bosnia and Herzegovina	115,561	●24%	1		●	●	●	●
440710: Lumber, coniferous (softwood) 6 mm and thicker	Bosnia and Herzegovina	69,964	●70%	2		●	●	●	●
940161: Seats with wooden frames,upholstered nes	Bosnia and Herzegovina	60,584	●16%	3		●	●	●	●
940360: Furniture, wooden, nes	Bosnia and Herzegovina	51,299	●22%	4		●	●	●	●
44XXXX: (4408 & 4412) Plywood, veneered panels and similar laminated wood;	Bosnia and Herzegovina	8,287	●12%	31	2	●	●	●	●
442190: Wood articles nes	Bosnia and Herzegovina	7,943	●31%	33	8	●	●	●	●
440722: Virola, imbuia and balsa, sawn or chipped lengthwise, sliced or peeled	Burkina Faso	0		9		●	●	●	●
440722: Virola, imbuia and balsa, sawn or chipped lengthwise, sliced or peeled	Burundi	0		9		●	●	●	●
440722: Virola, imbuia and balsa, sawn or chipped lengthwise, sliced or peeled	Cabo Verde	0		1		●	●	●	●
440722: Virola, imbuia and balsa, sawn or chipped lengthwise, sliced or peeled	Colombia	30	○100%	367	9	●	●	●	●
4407XX: Other wood sawn/chipped lengthwise, sliced/peeled	Democratic Republic of the Congo	8,629	●10%	1		●	●	●	●
4403XX: Other logs of wood	Democratic Republic of the Congo	6,454	●17%	3		●	●	●	●
4409XX: Wood (lumber) continuously shaped, bamboo and other non coniferous	Democratic Republic of the Congo	647	●53%	8	188	●	●	●	●
440722: Virola, imbuia and balsa, sawn or chipped lengthwise, sliced or peeled	Democratic Republic of the Congo	0		2		●	●	●	●
940360: Furniture, wooden, nes	Egypt	81,938	●75%	6	393	●	●	●	●
440722: Virola, imbuia and balsa, sawn or chipped lengthwise, sliced or peeled	Eritrea	0		7		●	●	●	●
440726: Lumber, Meranti nes, Lauan, Seraya, alan sawn >6mm	Eritrea	0		8		●	●	●	●
440722: Virola, imbuia and balsa, sawn or chipped lengthwise, sliced or peeled	Ethiopia	0		4		●	●	●	●
4403XX: Other logs of wood	Gambia	4,771	○100%	1		●	●	●	●
4407XX: Other wood sawn/chipped lengthwise, sliced/peeled	Gambia	263	○92%	10	62	●	●	●	●
440722: Virola, imbuia and balsa, sawn or chipped lengthwise, sliced or peeled	Gambia	0		4		●	●	●	●
440725: Lumber, Meranti (red, bakau) sawn lengthwise >6mm	Gambia	0		5		●	●	●	●
4403XX: Other logs of wood	Georgia	0		9		●	●	●	●
4407XX: Other wood sawn/chipped lengthwise, sliced/peeled	Ghana	32,496	●61%	3		●	●	●	●
44XXXX: (4408 & 4412) Plywood, veneered panels and similar laminated wood;	Ghana	32,213	●71%	4		●	●	●	●
440722: Virola, imbuia and balsa, sawn or chipped lengthwise, sliced or peeled	Ghana	0		3		●	●	●	●
44XXXX: (4408 & 4412) Plywood, veneered panels and similar laminated wood;	Indonesia	211,497	●49%	10		●	●	●	●

Product / product group description	Country	Export potential value (in US\$ thousand)	% of unused potential	Export potential rank	Product diversification rank	Would this product help the country improving its...?			
						level of technology	stability of export revenues	SME presence	female labour participation
4403XX: Other logs of wood	Jordan	0			6	●	●		
440722: Virola, imbuia and balsa, sawn or chipped lengthwise, sliced or peeled	Jordan	0			9	●	●	●	●
4407XX: Other wood sawn/chipped lengthwise, sliced/peeled	Lao People's Democratic Republic	48,319	100%	1		●	●	●	●
4403XX: Other logs of wood	Lao People's Democratic Republic	8,235	100%	7		●	●		
440725: Lumber, Meranti (red, bakau) sawn lengthwise >6mm	Libya	0			4	●	●	●	●
4403XX: Other logs of wood	Libya	0			7	●	●		
4407XX: Other wood sawn/chipped lengthwise, sliced/peeled	Malawi	2,021	100%	7	32	●	●	●	●
44XXXX: (4408 & 4412) Plywood, veneered panels and similar laminated wood;	Malawi	1,262	100%	9	265	●	●	●	●
440722: Virola, imbuia and balsa, sawn or chipped lengthwise, sliced or peeled	Maldives	0			3	●	●	●	●
440725: Lumber, Meranti (red, bakau) sawn lengthwise >6mm	Maldives	0			5	●	●	●	●
440341: Logs, Meranti red(dark, light, bakau) in rough	Maldives	0			6	●	●		
440722: Virola, imbuia and balsa, sawn or chipped lengthwise, sliced or peeled	Mongolia	0			5	●	●	●	●
4407XX: Other wood sawn/chipped lengthwise, sliced/peeled	Mozambique	69,032	98%	3		●	●	●	●
4403XX: Other logs of wood	Mozambique	19,817	100%	7		●	●		
4403XX: Other logs of wood	Myanmar	12,347	81%	3		●	●		
440722: Virola, imbuia and balsa, sawn or chipped lengthwise, sliced or peeled	Nicaragua	0			9	●	●	●	●
440726: Lumber, Meranti nes, Lauan, Seraya, alan sawn >6mm	Niger	0			6	●	●	●	●
440725: Lumber, Meranti (red, bakau) sawn lengthwise >6mm	Niger	0			8	●	●	●	●
440725: Lumber, Meranti (red, bakau) sawn lengthwise >6mm	Nigeria	0			5	●	●	●	●
440722: Virola, imbuia and balsa, sawn or chipped lengthwise, sliced or peeled	Nigeria	0			7	●	●	●	●
440726: Lumber, Meranti nes, Lauan, Seraya, alan sawn >6mm	Nigeria	0			9	●	●	●	●
440722: Virola, imbuia and balsa, sawn or chipped lengthwise, sliced or peeled	Palestine, State of	0			3	●	●	●	●
440722: Virola, imbuia and balsa, sawn or chipped lengthwise, sliced or peeled	Peru	5,938	100%	40	8	●	●	●	●
4418XX: Other builders' joinery & carpentry of wood	Philippines	140,774	100%	7		●	●	●	●
940190: Parts of seats other than those of heading No 94.02	Republic of Moldova	19,001	45%	9		●	●	●	●
4403XX: Other logs of wood	Rwanda	0			10	●	●		
940360: Furniture, wooden, nes	Sao Tome and Principe	0	22%	8	602	●	●	●	●
440725: Lumber, Meranti (red, bakau) sawn lengthwise >6mm	Sao Tome and Principe	0			1	●	●	●	●
440722: Virola, imbuia and balsa, sawn or chipped lengthwise, sliced or peeled	Sao Tome and Principe	0			4	●	●	●	●
4403XX: Other logs of wood	Senegal	0			2	●	●		
440722: Virola, imbuia and balsa, sawn or chipped lengthwise, sliced or peeled	Senegal	0			10	●	●	●	●
4403XX: Other logs of wood	Sierra Leone	1,421	92%	3		●	●		
4407XX: Other wood sawn/chipped lengthwise, sliced/peeled	Sierra Leone	364	75%	7	14	●	●	●	●
440726: Lumber, Meranti nes, Lauan, Seraya, alan sawn >6mm	Somalia	0			1	●	●	●	●
440725: Lumber, Meranti (red, bakau) sawn lengthwise >6mm	Somalia	0			9	●	●	●	●
4407XX: Other wood sawn/chipped lengthwise, sliced/peeled	Suriname	6,579	51%	5	19	●	●	●	●
4403XX: Other logs of wood	Suriname	2,628	95%	8		●	●		
440725: Lumber, Meranti (red, bakau) sawn lengthwise >6mm	Suriname	0			10	●	●	●	●
440722: Virola, imbuia and balsa, sawn or chipped lengthwise, sliced or peeled	Tanzania, United Republic of	0			7	●	●	●	●
440725: Lumber, Meranti (red, bakau) sawn lengthwise >6mm	Tanzania, United Republic of	0			8	●	●	●	●
440722: Virola, imbuia and balsa, sawn or chipped lengthwise, sliced or peeled	Uganda	0			9	●	●	●	●
440722: Virola, imbuia and balsa, sawn or chipped lengthwise, sliced or peeled	Yemen	0			3	●	●	●	●
440710: Lumber, coniferous (softwood) 6 mm and thicker	Zimbabwe	867	100%	10		●	●	●	●

Note: Empty cells for Export potential value and rank indicate that the product has not been continuously supplied in the years 2011-2013. Empty cells for the Product diversification rank indicate that the product does not represent a diversification opportunity (either because it already exceeds 0.5% of the country's total exports, or because the country does not have the necessary

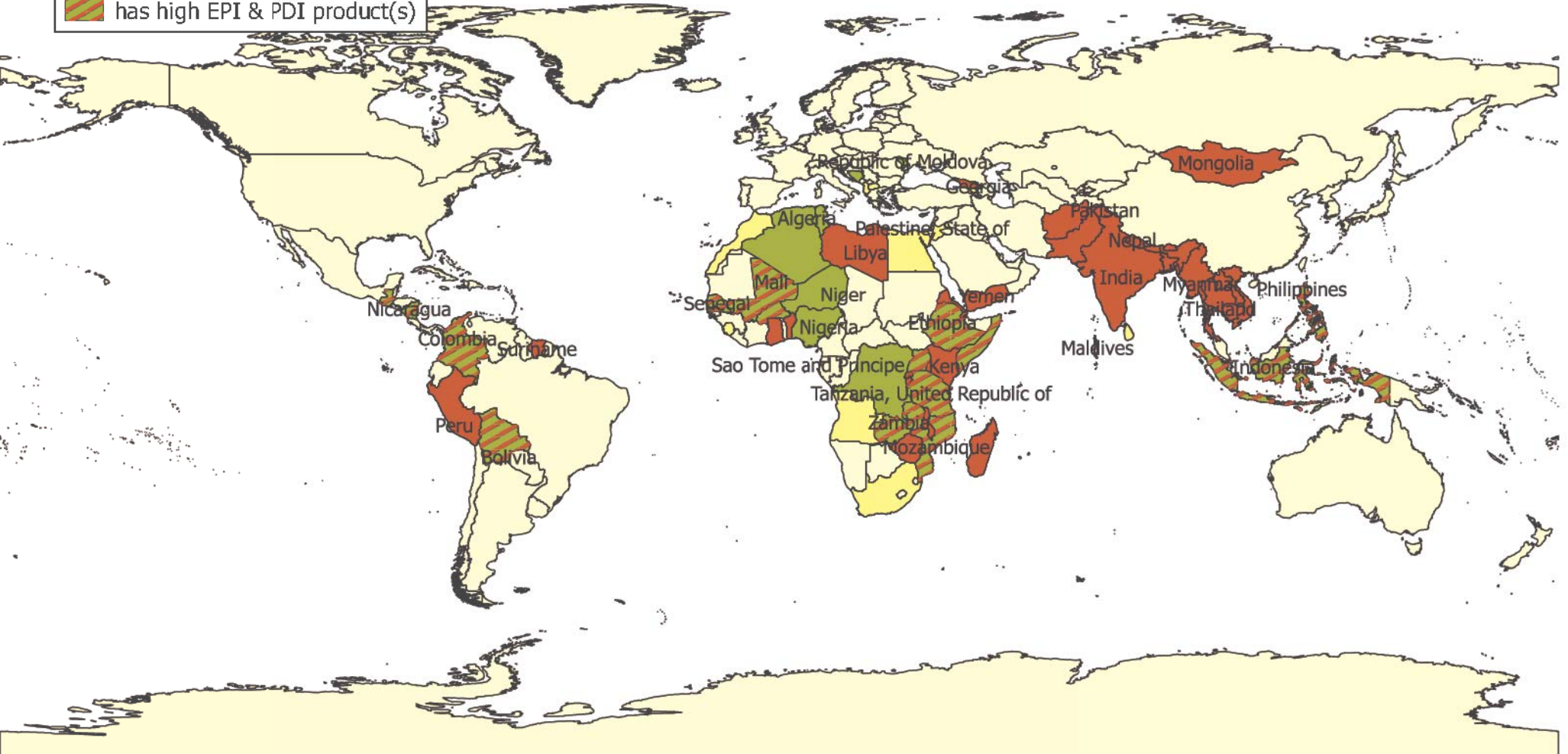
Product / product group description	Country	Export potential value (in US\$ thousand)	% of unused potential	Export potential rank	Product diversification rank	Would this product help the country improving its...?
						level of technology stability of export revenues SME presence female labour participation

capacity to supply the product). Empty cells for additional indicators are due to missing data.

Vegetable oils

Legend

-  CBI countries
-  has high EPI product(s)
-  has high PDI product(s)
-  has high EPI & PDI product(s)



Product / product group description	Country	Export potential value (in US\$ thousand)	% of unused potential	Export potential rank	Product diversification rank	Would this product help the country improving its...?			
						level of technology	stability of export revenues	SME presence	female labour participation
150810: Ground-nut oil, crude	Afghanistan	0			1	●	●	●	●
151219: Sunflower-seed/safflower oil&their fractions refind but nt chem modifid	Algeria	2,071	○94%	7	113	●	●	●	●
151311: Coconut (copra) oil crude	Bangladesh	0	○99%	592	4	●	●	●	●
150810: Ground-nut oil, crude	Benin	0			3	●	●	●	●
150810: Ground-nut oil, crude	Bhutan	0			1	●	●	●	●
151321: Palm kernel or babassu oil, crude	Bhutan	0			10	●	●	●	●
151211: Sunflower-seed or safflower oil, crude	Bolivia	3,366	●41%	8		●	●	●	●
150810: Ground-nut oil, crude	Bolivia	0			2	●	●	●	●
151219: Sunflower-seed/safflower oil&their fractions refind but nt chem modifid	Bosnia and Herzegovina	32,987	●35%	6		●	●	●	●
120740: Sesamum seeds, whether or not broken	Burkina Faso	34,799	○93%	1		●	●		
150810: Ground-nut oil, crude	Burkina Faso	0			2	●	●	●	●
150810: Ground-nut oil, crude	Burundi	0			2	●	●	●	●
120740: Sesamum seeds, whether or not broken	Burundi	0			7	●	●		
151311: Coconut (copra) oil crude	Cabo Verde	0			3	●	●	●	●
151110: Palm oil, crude	Cabo Verde	0			4	●	●	●	●
151321: Palm kernel or babassu oil, crude	Cabo Verde	0			5	●	●	●	●
151311: Coconut (copra) oil crude	Cambodia	0			7	●	●	●	●
151110: Palm oil, crude	Colombia	61,033	●30%	4	3	●	●	●	●
151321: Palm kernel or babassu oil, crude	Colombia	17,220	●17%	7	12	●	●	●	●
151190: Palm oil and its fractions refined but not chemically modified	Colombia	1,045	●57%	86	6	●	●	●	●
151110: Palm oil, crude	Democratic Republic of the Congo	596	○100%	9	91	●	●	●	●
150810: Ground-nut oil, crude	Djibouti	0			4	●	●	●	●
150810: Ground-nut oil, crude	Eritrea	0			1	●	●	●	●
120740: Sesamum seeds, whether or not broken	Ethiopia	62,656	●81%	4		●	●		
150810: Ground-nut oil, crude	Ethiopia	0			6	●	●	●	●
150810: Ground-nut oil, crude	Gambia	3,417	●13%	3		●	●	●	●
151311: Coconut (copra) oil crude	Gambia	0			2	●	●	●	●
120740: Sesamum seeds, whether or not broken	Gambia	0			7	●	●		
150810: Ground-nut oil, crude	Georgia	0			2	●	●	●	●
151190: Palm oil and its fractions refined but not chemically modified	Ghana	54	●35%	92	2	●	●	●	●
151311: Coconut (copra) oil crude	Ghana	12	○89%	138	8	●	●	●	●
151110: Palm oil, crude	Guatemala	80,279	●72%	3		●	●	●	●
151190: Palm oil and its fractions refined but not chemically modified	Guatemala	1,002	○100%	38	5	●	●	●	●
151311: Coconut (copra) oil crude	Guatemala	0			4	●	●	●	●
120740: Sesamum seeds, whether or not broken	India	82,668	●2%	54	10	●	●		
151110: Palm oil, crude	Indonesia	3,531,921	●48%	1		●	●	●	●
151190: Palm oil and its fractions refined but not chemically modified	Indonesia	411,388	●13%	5		●	●	●	●
151321: Palm kernel or babassu oil, crude	Indonesia	364,280	●22%	6		●	●	●	●
151311: Coconut (copra) oil crude	Indonesia	322,561	●49%	7	2	●	●	●	●
120740: Sesamum seeds, whether or not broken	Kenya	128	●55%	153	4	●	●		
120740: Sesamum seeds, whether or not broken	Lao People's Democratic Republic	199	○100%	75	10	●	●		
151311: Coconut (copra) oil crude	Lao People's Democratic Republic	0			4	●	●	●	●
151110: Palm oil, crude	Lao People's Democratic Republic	0			9	●	●	●	●
151321: Palm kernel or babassu oil, crude	Libya	0			6	●	●	●	●
151311: Coconut (copra) oil crude	Madagascar	0			2	●	●	●	●
120740: Sesamum seeds, whether or not broken	Madagascar	0			7	●	●		
120740: Sesamum seeds, whether or not broken	Malawi	0			5	●	●		

Product / product group description	Country	Export potential value (in US\$ thousand)	% of unused potential	Export potential rank	Product diversification rank	Would this product help the country improving its...?			
						level of technology	stability of export revenues	SME presence	female labour participation
150810: Ground-nut oil, crude	Malawi	0		7		●	●	●	●
151311: Coconut (copra) oil crude	Maldives	0		1		●	●	●	●
150810: Ground-nut oil, crude	Maldives	0		2		●	●	●	●
151110: Palm oil, crude	Maldives	0		8		●	●	●	●
120740: Sesamum seeds, whether or not broken	Mali	3,781	●58%	2		●	●	●	●
150810: Ground-nut oil, crude	Mali	0		10		●	●	●	●
150810: Ground-nut oil, crude	Mongolia	0		2		●	●	●	●
120740: Sesamum seeds, whether or not broken	Mongolia	0		9		●	●	●	●
120740: Sesamum seeds, whether or not broken	Mozambique	13,304	○98%	8		●	●	●	●
151311: Coconut (copra) oil crude	Mozambique	10,786	○99%	9	92	●	●	●	●
150810: Ground-nut oil, crude	Mozambique	0		5		●	●	●	●
151311: Coconut (copra) oil crude	Myanmar	0		3		●	●	●	●
151311: Coconut (copra) oil crude	Nepal	0		3		●	●	●	●
120740: Sesamum seeds, whether or not broken	Nepal	0		5		●	●	●	●
150810: Ground-nut oil, crude	Nicaragua	5,924	●42%	9		●	●	●	●
120740: Sesamum seeds, whether or not broken	Nicaragua	243	●35%	31	5	●	●	●	●
120740: Sesamum seeds, whether or not broken	Niger	500	○94%	4		●	●	●	●
120740: Sesamum seeds, whether or not broken	Nigeria	85,553	●63%	5	14	●	●	●	●
120740: Sesamum seeds, whether or not broken	Pakistan	6,541	●64%	74	10	●	●	●	●
150910: Olive oil, virgin	Palestine, State of	1,021	●45%	2		●	●	●	●
151110: Palm oil, crude	Peru	0		3		●	●	●	●
151321: Palm kernel or babassu oil, crude	Peru	0		4		●	●	●	●
151311: Coconut (copra) oil crude	Philippines	995,576	●58%	1		●	●	●	●
151110: Palm oil, crude	Philippines	10,179	●87%	54	8	●	●	●	●
151211: Sunflower-seed or safflower oil, crude	Republic of Moldova	30,838	●23%	5		●	●	●	●
150810: Ground-nut oil, crude	Rwanda	0		3		●	●	●	●
120740: Sesamum seeds, whether or not broken	Rwanda	0		4		●	●	●	●
151190: Palm oil and its fractions refined but not chemically modified	Sao Tome and Principe	0		9		●	●	●	●
151311: Coconut (copra) oil crude	Sao Tome and Principe	0		10		●	●	●	●
150810: Ground-nut oil, crude	Senegal	44,520	●43%	1		●	●	●	●
120740: Sesamum seeds, whether or not broken	Senegal	1,501	●84%	18	9	●	●	●	●
120740: Sesamum seeds, whether or not broken	Somalia	321	○100%	1		●	●	●	●
150810: Ground-nut oil, crude	Somalia	0		5		●	●	●	●
151311: Coconut (copra) oil crude	Suriname	0		5		●	●	●	●
150810: Ground-nut oil, crude	Suriname	0		6		●	●	●	●
120740: Sesamum seeds, whether or not broken	Suriname	0		8		●	●	●	●
120740: Sesamum seeds, whether or not broken	Tanzania, United Republic of	15,112	○97%	5		●	●	●	●
150810: Ground-nut oil, crude	Tanzania, United Republic of	0		2		●	●	●	●
151110: Palm oil, crude	Thailand	135,735	●57%	19	2	●	●	●	●
151321: Palm kernel or babassu oil, crude	Thailand	21,005	●68%	106	8	●	●	●	●
150910: Olive oil, virgin	Tunisia	756,926	●71%	1		●	●	●	●
151190: Palm oil and its fractions refined but not chemically modified	Uganda	5,353	○100%	7		●	●	●	●
120740: Sesamum seeds, whether or not broken	Uganda	4,064	●63%	9		●	●	●	●
150810: Ground-nut oil, crude	Uganda	0		4		●	●	●	●
151311: Coconut (copra) oil crude	Viet Nam	1,430	○100%	350	5	●	●	●	●
151110: Palm oil, crude	Viet Nam	0		9		●	●	●	●
150810: Ground-nut oil, crude	Yemen	0		2		●	●	●	●

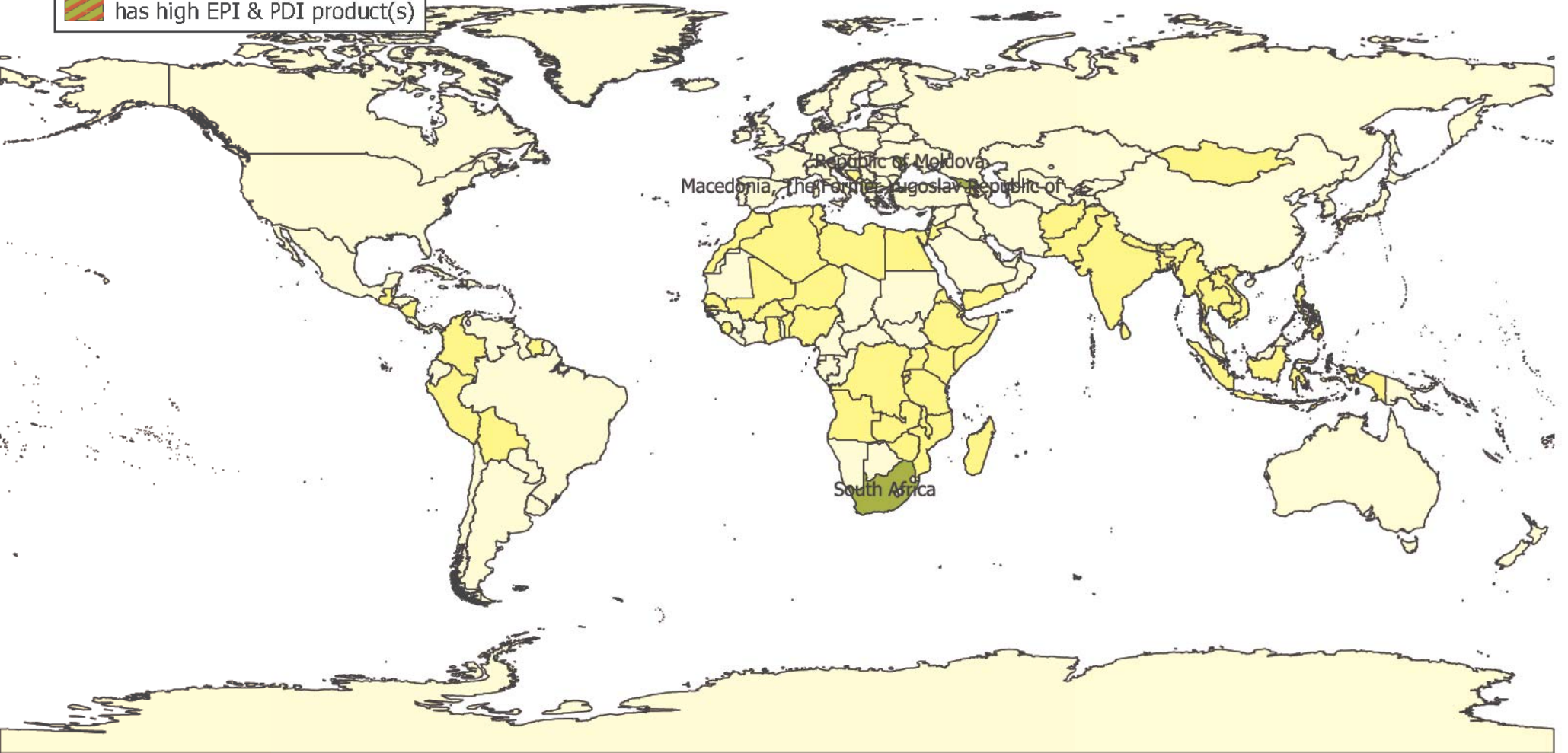
Product / product group description	Country	Export potential value (in US\$ thousand)	% of unused potential	Export potential rank	Product diversification rank	Would this product help the country improving its...?			
						level of technology	stability of export revenues	SME presence	female labour participation
151110: Palm oil, crude	Yemen	0			10	●	●	●	●
151219: Sunflower-seed/safflower oil&their fractions refined but not chem modified	Zambia	19,513	100%	6	90	●	●	●	●
120740: Sesamum seeds, whether or not broken	Zambia	0			7	●	●		
120740: Sesamum seeds, whether or not broken	Zimbabwe	5	100%	111	6	●	●		
150810: Ground-nut oil, crude	Zimbabwe	0			8	●	●	●	●

Note: Empty cells for Export potential value and rank indicate that the product has not been continuously supplied in the years 2011-2013. Empty cells for the Product diversification rank indicate that the product does not represent a diversification opportunity (either because it already exceeds 0.5% of the country's total exports, or because the country does not have the necessary capacity to supply the product). Empty cells for additional indicators are due to missing data.

Wine

Legend

-  CBI countries
-  has high EPI product(s)
-  has high PDI product(s)
-  has high EPI & PDI product(s)



Product / product group description	Country	Export potential value (in US\$ thousand)	% of unused potential	Export potential rank	Product diversification rank	Would this product help the country improving its...?			
						level of technology	stability of export revenues	SME presence	female labour participation
220421: Grape wines nes,incl fort&grape must,unfermtd by add alc in ctrn<=2l	Georgia	20,464	78%	2					
220429: Grape wines nes,incl fort&grape must,unfermtd by add alc,in ctrn > 2l	Georgia	1,136	97%	8	95				
220429: Grape wines nes,incl fort&grape must,unfermtd by add alc,in ctrn > 2l	Macedonia, The Former Yugoslav Republic of	46,129	48%	4					
220421: Grape wines nes,incl fort&grape must,unfermtd by add alc in ctrn<=2l	Republic of Moldova	36,370	80%	3					
220429: Grape wines nes,incl fort&grape must,unfermtd by add alc,in ctrn > 2l	Republic of Moldova	29,611	91%	6					
220429: Grape wines nes,incl fort&grape must,unfermtd by add alc,in ctrn > 2l	South Africa	318,411	45%	3	75				
220421: Grape wines nes,incl fort&grape must,unfermtd by add alc in ctrn<=2l	South Africa	193,938	8%	5					

Note: Empty cells for Export potential value and rank indicate that the product has not been continuously supplied in the years 2011-2013. Empty cells for the Product diversification rank indicate that the product does not represent a diversification opportunity (either because it already exceeds 0.5% of the country's total exports, or because the country does not have the necessary capacity to supply the product). Empty cells for additional indicators are due to missing data.